



# EDGE



LAUDER LINEA 3D  
INTERIOR



LAUDESCHER



---

## EDGE

---

LAUDER LINEA 3D  
INTERIOR

---


**A graphic effect that plays with volume, rhythm and light**

The new LINEA 3D range is an architectural panelling solution made up of openwork solid wood slats for the interior covering of walls and suspended ceilings.

Created with Woodlabo's designer-joiners, it offers a «haute couture» finish, thanks to three-dimensional high-precision woodwork that uses volume, rhythm and light to achieve a unique graphic appearance.

# EDGE

LAUDER LINEA 3D  
INTERIOR



## Solid wood with environmental certifications (PEFC/FSC)

All the slats are carefully selected to ensure the quality of the finished products (dry wood 10 to 12%, 1<sup>st</sup> choice). They are PEFC/FSC certified, guaranteeing that raw timber material come from sustainably managed forests. Laudescher panels result in low waste levels and are recyclable.



## Improved hygiene and ventilation

Laudescher panels procure excellent circulation of air for improved ventilation and hygiene. The slatted panels are subject to an environmental and health declaration form.

## High acoustic performance

Sound-insulated faced lining improves the acoustic performance of the panels (absorption and diffusion).

## Optimum reaction to fire

Euroclass B-s1,d0  
according to EN 13501-1

## Good resistance to moisture

For installations with high humidity levels, category 3 timber species should be used. Risk categories according to NF EN 335-2 and NF B 50-100.

## A wide range of colours

One main species is offered: pine. A wide range of Wax Color finishes allows the wood to be tinted and enhanced it, without being altered with it.

## A customised response to the most ambitious projects

Its level of expertise allows Laudescher to provide unique technical and aesthetic responses by adapting the panel size, spacing, width and depth of the slats, their shape and the timber species.

## ABOUT LAUDESCHER

- Designer and manufacturer of solid wood slatted panels, for interior cladding, walls, ceilings (LINEA), or external envelope (PAREA);
- Over 50 years of experience, 3 generations, 45 employees;
- R&D, design and manufacturing brought together on a 7,400 m<sup>2</sup> industrial site in Normandy;
- Timber supplied exclusively from sustainably managed forests;
- Approximately 500 major projects every year in France and abroad;
- Certified company:
  - ISO 50001 (energy efficiency)
  - ISO 14001 (environmentally-friendly approach)
  - ISO 9001 (quality commitment)
  - CE marking

## CONTACT



Rue Marcel Laudescher  
Z.I. de Pommenauque  
50500 Carentan  
France  
T +33 (0)2 33 42 09 52  
info@laudescher.com

[www.laudescher.com](http://www.laudescher.com)

# EDGE

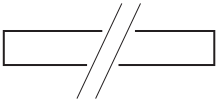
LAUDER LINEA 3D  
INTERIOR

## TECHNICAL SPECIFICATIONS

Panel dimensions	1880 x 600 mm (bespoke size available)
Cross-section of slats	40 mm (front) x 40 mm (height)
Spacing between slats	35 mm
Slats center to center	75 mm
Black rear counter slats	34 x 45 mm
Overall thickness	75 mm
Wood species	Pine
Surface mass (pine)	12,2 kg/m <sup>2</sup> (wall), 12,4 kg/m <sup>2</sup> (ceiling)
Opening percentage	47%

## EDGE SYSTEM

### Wall



Edge: A

Mechanical fixing  
using screws  
(according to DTU 36-2)

### Suspended ceiling

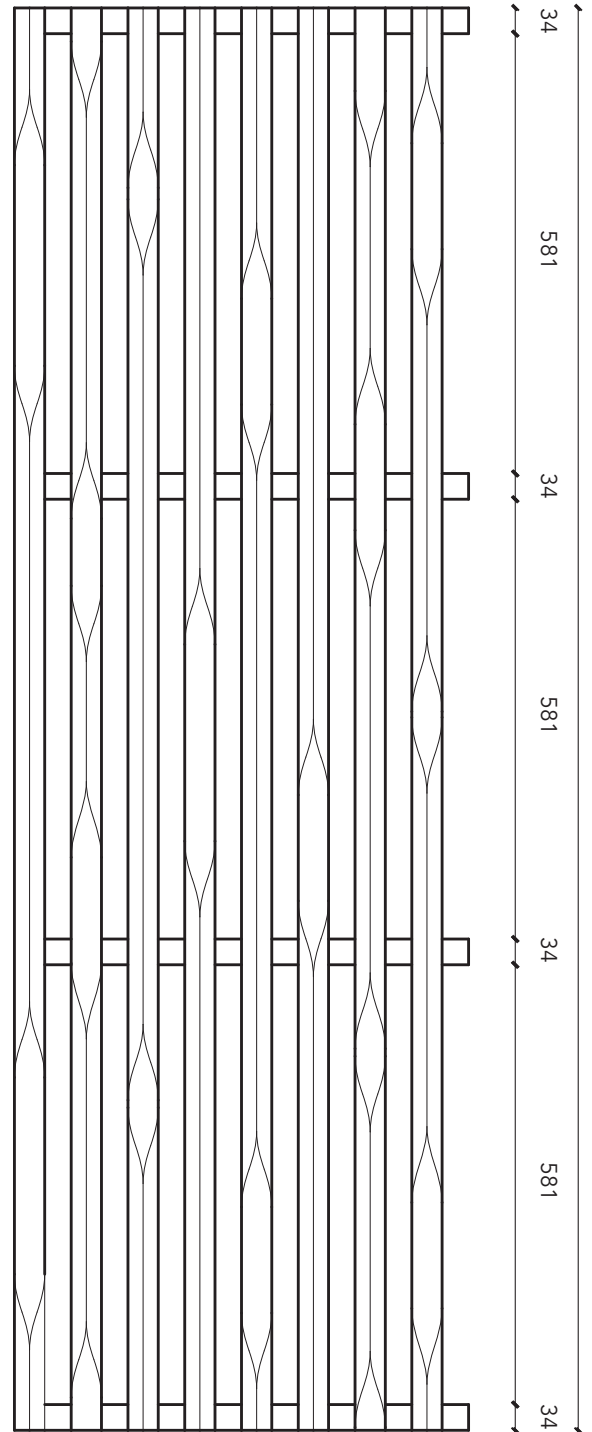


Edge: D/C

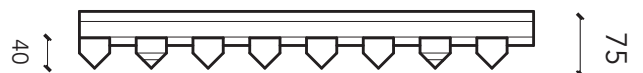
Grid system installation  
(according to DTU 58-1)

## FINISH/REACTION TO FIRE (ACCORDING TO EN 13501-1)

Natural	D-s1,d0 / B-s1,d0
Clear lacquer	D-s1,d0 / B-s1,d0
Wax Color	D-s1,d0 / B-s1,d0
Wax Color MC	D-s1,d0 / B-s1,d0



### Wall



### Suspended ceiling



Module : 600 mm

# EDGE

LAUDER LINEA 3D  
INTERIOR

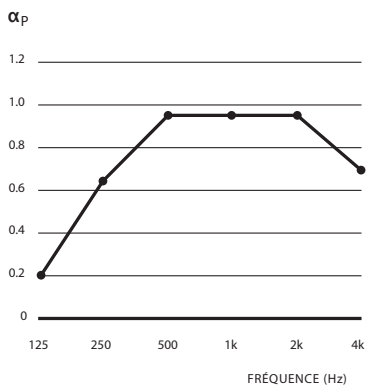
Sound absorption was measured according to ISO 354.

The various data elements relating to sound absorption have been calculated in accordance with ISO 11654 (Lauder LINEA + rigid mineral wool tiles).

## ACOUSTIC RESULTS

EDGE WALL + 20 MM MW ON PLENUM E50 MM

AVERAGE COEFFICIENT OF SOUND ABSORPTION



F (Hz)	$\alpha_p$
125	0.20
250	0.65
500	0.95
1,000	0.95
2,000	0.95
4,000	0.70

WEIGHTED INDEX:

$\alpha_w = 0.85$

ABSORPTION CATEGORY:

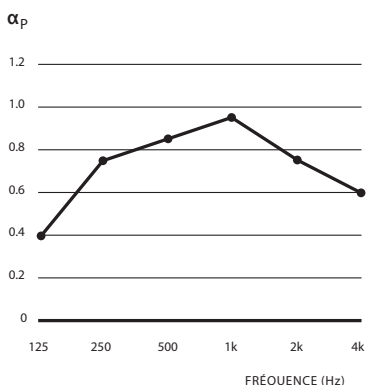
**Classe B**

ACCORDING TO ASTM C423:

**NRC = 0.9**

EDGE CEILING + 20 MM MW ON PLENUM E50 MM

AVERAGE COEFFICIENT OF SOUND ABSORPTION



F (Hz)	$\alpha_p$
125	0.40
250	0.75
500	0.85
1,000	0.95
2,000	0.75
4,000	0.60

WEIGHTED INDEX:


$\alpha_w = 0.75$

ABSORPTION CATEGORY:

**Classe C**

ACCORDING TO ASTM C423:

**NRC = 0.85**



ACOUSTIC PRODUCTS LIMITED  
70C High Street  
Whitstable  
Kent  
CT5 1BB  
TEL: 01227 281140  
FAX: 01227 281141  
enquiries@acoustic-products.co.uk  
www.acoustic-products.co.uk