

Places Leisure Eastleigh



Architects: AHR Architects
Main Contractor: Interserve
Joinery Contractor: A T Jones
Products: Topperfo M 16/16/8
Finish: Sport England Blue (RAL 230)
Completed: Summer 2017
Photographer: supplied by AHR Architects

PROJECT INFORMATION

Formerly named Fleming Park Leisure Centre, this multi-use facility is open to the community of Eastleigh and surrounding areas. The indoor sports facility has utilised one of our wall systems to combat sound reverberation, voice intelligibility and to lower the sound pressure levels typically created in such a large hard surfaced area.

AHR Architects designed and developed this Design and Build project with the Main Contractor Interserve with AT Jones installing (Topakustik) Topperfo M 16/16/8 (aw 0.75LM Euro Class C, NRC 0.91) perforated panels.



PROJECT IMAGES



ACOUSTIC PRODUCTS SYSTEM USED

TOPPERFO® type M Series - data sheet


TOPPERFO® type M series - In tried and tested form

Acoustic panel in its tried and tested form, as well as in all materials and surfaces, non-perforated borders and areas for cutouts according to your requirements.

Dimensions and Materials

Core Panel	Fire category B2 (CH 4.3) / D-s2, d0			Fire category B1 (CH 5.3) / B-s2, d0			Fire Category A2 (CH 6q.3)	
Surface/ thickness	Paint 16 mm	Wood Veneer 17 mm	Melamine 16 mm	Paint 16 mm	Wood Veneer 17 mm	Melamine 16 mm	Paint 16 mm	Wood Veneer 17 mm
Panels	max. in mm 3648 x 1216	max. in mm 3648 x 1216	max. in mm 3648 x 1216	max. in mm 3648 x 1216	max. in mm 3648 x 1216	max. in mm 3648 x 1216	max. in mm 3080 x 1216	max. in mm 3080 x 1216
	ideal: in mm 2032 x 992	ideal: in mm 2032 x 992	ideal: in mm 2032 x 992	ideal: in mm 2032 x 992	ideal: in mm 2032 x 992	ideal: in mm 2032 x 992	ideal: in mm 1540 x 608	ideal: in mm 1540 x 608
	2780 x 992	2780 x 992	2780 x 992	2780 x 992	2780 x 992	2780 x 992	3080 x 608	3080 x 608
	3648 x 640	3648 x 640			3640 x 640			


ideal means optimal use of MDF core - custom lengths are also available



symbols

- Paint
- Wood Veneer
- Melamine

Edges



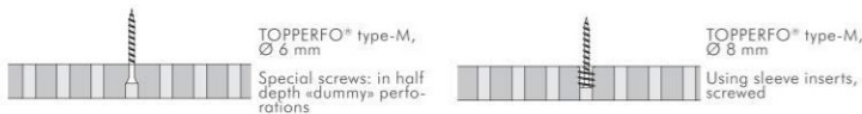
clean cut

with surrounding groove
and tongue

visible edge

or according to
your specifica-
tions

Mounting



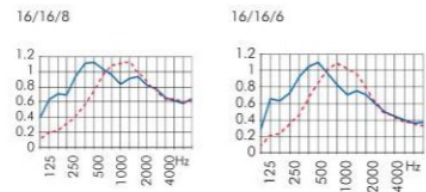
TOPPERFO® type-M,
Ø 6 mm

Special screws: in half
depth «dummy» perfora-
tions

TOPPERFO® type-M,
Ø 8 mm

Using sleeve inserts,
screwed

sound absorption values



Graphics: Sound absorption in suspensi-
on height 215 mm and 55 mm.

note:

Type 20/20/8+ Type 20/20/6 see pro-
duct catalog

If you would like further information or have any questions please do not hesitate to get in contact:

Address: 70c High Street, Whitstable, CT5 1BB

Telephone: 01227 281140

Email: enquiries@acoustic-products.co.uk

Website: <https://www.acoustic-products.co.uk/>