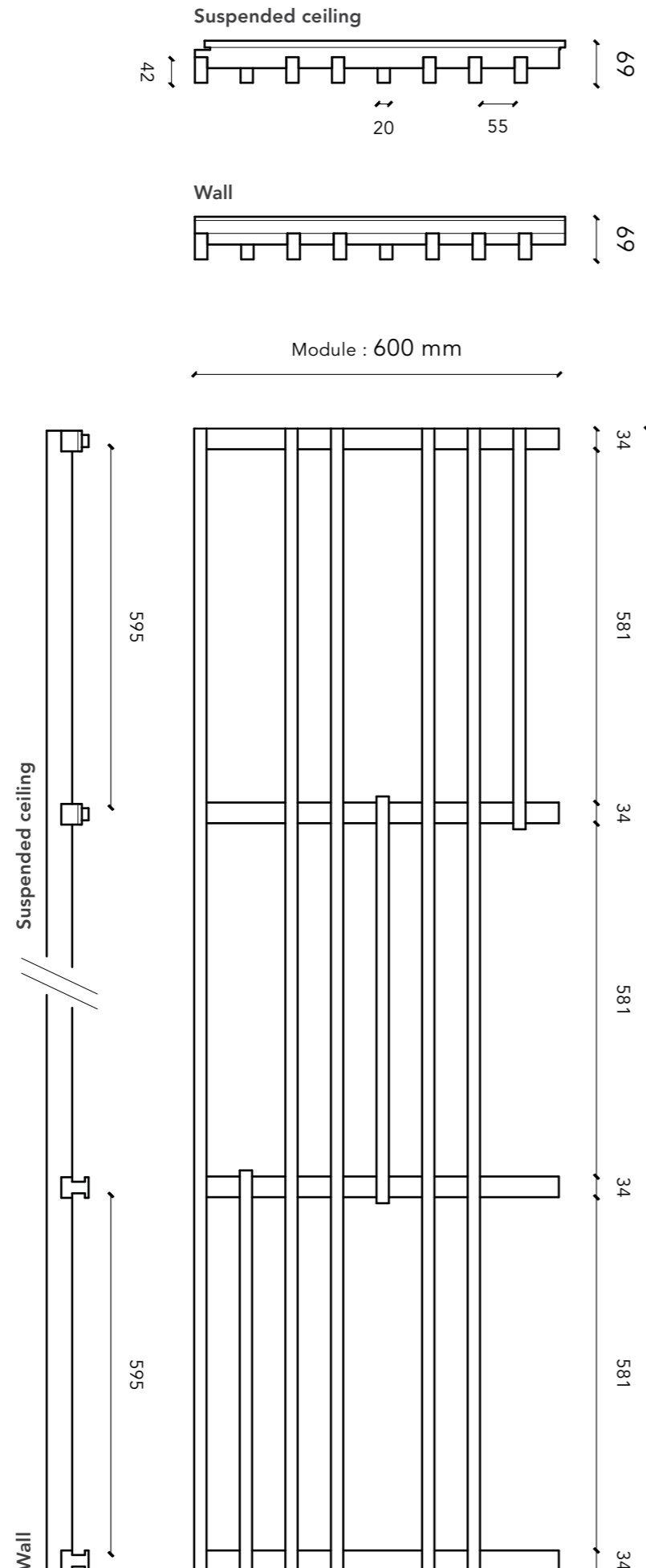


LINEA 2.4.5 Lite

LINEA RANGE
INTERIOR



TECHNICAL CHARACTERISTICS

Panel dimensions	1 880 x 600 mm
Cross-section of slats	20 mm (face) x 42 mm (height)
Spacing between slats	55 mm
Centre distance of slats	75 mm
Black rear counter-slats	34 x 45 mm
Overall thickness	69 mm
Wood species	Pine, oak, douglas fir
Surface mass (pine)	7,8 kg/m ²
Surface mass (oak)	9,1 kg/m ²
Surface mass (douglas fir)	7,6 kg/m ²
Openness percentage	80%

Rear surface : acoustic mineral wool tiles 2,4 kg/m² surfaced with black fleece facing (format 600 x 600 mm ; 20 or 22 mm thickness)
Not supplied by Laudescher

FITTING SYSTEM

Suspended ceiling

Fitting on T24 grid system
or by screwing :
– Selon NF EN 13964
– Selon DTU 58-1

Wall cladding

Mechanical fixing by screwing:
– Selon DTU 36-2
– Selon NF EN 14915

FINISH / REACTION TO FIRE (AS PER EN 13501-1)

Reaction to fire possibilities Euroclass B-s1,d0 or B-s2,d0 according to species and finishes.

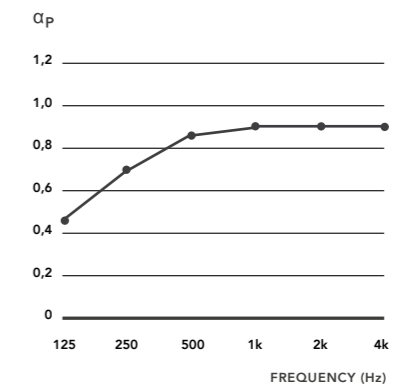
ACOUSTIC RESULTS

The various data relating to acoustic absorption (α_p , α_w , absorption class) have been calculated according to ISO 11654 standard (LINEA + acoustic supplement).

LINEA 2.4.5 LITE CEILING

+ LR 20 mm on plenum E250 mm

ACOUSTIC ABSORPTION COEFFICIENT



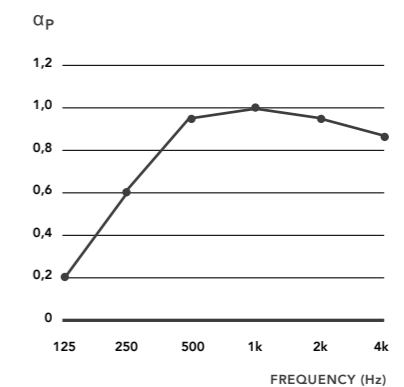
WEIGHTED INDEX :
 $\alpha_w = 0,90$

ABSORPTION CLASS :
Class A

LINEA 2.4.5 LITE WALL

+ LR 20 mm on plenum E50 mm

ACOUSTIC ABSORPTION COEFFICIENT



WEIGHTED INDEX :
 $\alpha_w = 0,90$

ABSORPTION CLASS :
Class A