



—
Linea
—

ACOUSTIC WOOD SUSPENDED CEILINGS
AND WALL CLADDINGS



LAUDESCHER



LAUDESCHER

**We work to improve
people's living
environments while
respecting nature.**

"To us, wood is more than just a material. For over 50 years, it has inspired us to create designs that enhance both architecture and quality of life. From traditional carpentry to technological innovation, Laudescher has developed a unique and renowned industrial base. Driven by a passion for wood and a humanistic vision of our craft, open to the world, we provide professionals with innovative, higher-value solutions. Working alongside these professionals, Laudescher tackles the technical, environmental and economic challenges of contemporary construction. For them, we select high-quality, sustainable resources, advance technologies, and imagine new designs for tomorrow's buildings."

Jean-Marc Laudescher
President

High-performance panels

High acoustic performance

Thanks to Laudescher's expertise, the natural performance of wood is maximised to create resistant products that are certified for reaction to fire and offer excellent environmental and acoustic performance. The absorption and diffusion characteristics of Laudescher panels have been tested and allow you to control the sound environment in any type of space.





Excellent craftsmanship

Laudescher has been awarded the Entreprise du Patrimoine Vivant (EPV) label in recognition of its exceptional woodworking expertise and ongoing commitment to excellence. This prestigious label highlights Laudescher's unique mastery and its ability to innovate while preserving traditional techniques.



High acoustic performance

Integrating sound-absorbing material into our product ranges enhances their performance, enabling optimal control of the sound environment in all types of spaces. The acoustic performance of our existing ranges has been certified through independent third-party testing, while the performance of our new ranges has been determined through calculations.



The perfect panel fit

This is guaranteed by the halved-lap jointing technique, giving our solutions a seamless monolithic finish.



Optimal reaction to fire

Up to Euroclass B-s1,d0 classification according to standard EN 13501-1




Air quality and respect for the environment

Laudescher panels are classified A+ or A and offer optimal indoor air quality thanks to their very low VOC emissions (in accordance with standards ISO 16000-3, 9 and 11). This allows us to be Cradle to Cradle Certified.



Limited carbon footprint

The low environmental impact of Laudescher panels contributes to the carbon neutrality of buildings. The panels are subject to an environmental and health declaration form (FDES).



Committed and responsible

FOR PEOPLE AND THE ENVIRONMENT

At Laudescher, our approach to wood is integral to our holistic vision, encompassing everything from environmental preservation to fostering healthier living environments.

We have always taken care to minimise our environmental footprint. The vast majority of our timber comes from sustainably managed forests certified by FSC® and PEFC, both of which guarantee responsible and ethical management.

Our products are designed according to a rigorous eco-design approach, incorporating principles of circularity, material health and low impact throughout their life cycle, and are Cradle to Cradle® Bronze Certified.

However, our commitment goes beyond certifications.

We aspire to contribute to caring architecture, where every construction choice is an act of responsibility towards the planet. We envision designs that repair, preserve and interact with living things.

Through our acoustic and aesthetic wood solutions, we support architects and construction professionals in creating sustainable, healthy, sensitive spaces that combine technical performance with environmental awareness.



Laudescher's quality approach is certified annually by independent bodies.

ISO 9001 (quality commitment)

FSC® CERTIFICATION - FSC® NO. C125874

PEFC CERTIFICATION - PEFC NO./10-31-2391
(sustainable forest management)

CE marking



All our wood is rigorously selected to ensure the quality of our finished products (dry timber 10 to 12%, first choice).

A long, narrow hallway with a wall of horizontal wooden slats. The slats are light-colored wood, possibly oak, and are spaced evenly. The hallway leads to a doorway at the end. A wooden bench is visible in the foreground, and the floor is made of light-colored tiles.

Projects

Every year, Laudescher is involved in over 500 large-scale projects in all sectors, in France and internationally.




**Durance Luberon
aquatic centre**

Pertuis, France

Product: Linea 9.2.6, type of wood: pine, finish: varnish
Architect: Z – Architecture / Carta Associés

Freemen's School swimming pool

London, UK



Product: Linea 2.4.3, type of wood: pine,
finish: white wax color
Architect: Hawkins Brown



© Think Utopia

Couvent des Minimes hotel

Mane, France

Product: Linea 2.4.5, Linea 2.6.8, type of wood: pine,
finish: varnish
Architect: De Planta & Associés Architectes SA

Køge North station

Køge, Denmark




Product: Linea Custom, type of wood: oak, finish: varnish
Architect: COBE



© Rasmus Hjortshøj

Allander Leisure Centre

Glasgow, UK



© Chris Humphreys



© Antoine Marceau

Orly 3 food court

Orly, France

Product: Linea 2.9.10, type of wood: pine, finish: varnish
Architect: Agence Costa

France Bleu Breizh Izel

Quimper, France




© Pascal Leopold

Product: Linea 2.6.6 and Linea Shape, type of wood: pine, finish: varnish
Architect: EA+LLA

Jules Bordet Institute

Anderlecht, Belgium



© Georges De Kinder

Product: Linea 9.2.3, Linea Edge, type of wood: pine,
finish: white oak wax color
Architect: Brunet & Saunier/Archi 2000

Aquon

Houten, Netherlands



© Boudewijn Boer



© Stefan Tuschila

Fayat head office

Bordeaux, France



Product: Linea 2.4.3, type of wood: pine, finish: oak wax color
Architect: BLP associés

Aéris offices

Cesson-Sévigné, France




© Simon Guesdon

Product: Linea 4.2.1, type of wood: oak, finish: varnish
Architect: Formató

Domaine Uma restaurant

Valfaunès, France



© Nicolas Borel

Product: Linea 2.4.3, type of wood: pine, finish: oak wax color with varnish
Architect: Clausel Borel Agence



The Linea ranges


Beyond its intrinsic aesthetic qualities, wood helps to recreate an enveloping atmosphere firmly rooted in a particular place and time.

Suitable for both modern and more traditional settings, Linea panels provide excellent acoustic comfort and undeniable visual appeal.

Available in a variety of types of wood and finishes, they allow spaces to be personalised to create unique, sensitive and harmonious atmospheres where materials, light and acoustics interact subtly.



Linea
Custom
100



Linea Essential _ 24

Overview of the range	26
Linea 2.4.3	32
Linea 2.4.5	34
Linea 2.6.5	36
Linea 2.6.6	38
Linea 2.6.8	40
Linea 2.6.10	42
Linea 2.9.8	44
Linea 2.9.10	46
Linea 2.9.13	48
Linea 2.4.3 Lite	50
Linea 2.4.5 Lite	52
Linea 2.6.6 Lite	54
Linea 4.2.1	56
Linea 4.2.4	58
Linea 9.2.1	60
Linea 9.2.3	62
Linea 9.2.6	64
Linea 4.2.1 Lite	66
Linea 4.2.4 Lite	68

Linea Remarkable _ 70

Overview of the range	72
Linea Touch	74
Linea 42 AL	76
Linea 422 AL	78
Linea Swell	80
Linea Shape	82

Linea 3D _ 84

Overview of the range	86
Linea Edge	88
Linea Pix	90
Linea Scale	92
Linea Bamboo	94
Linea Bamboo Wave	96
Linea Jungle	98

Linea Custom _ 100

Parts	_ 106
Colour chart	_ 110
Visual summary	_ 112





Linea Essential

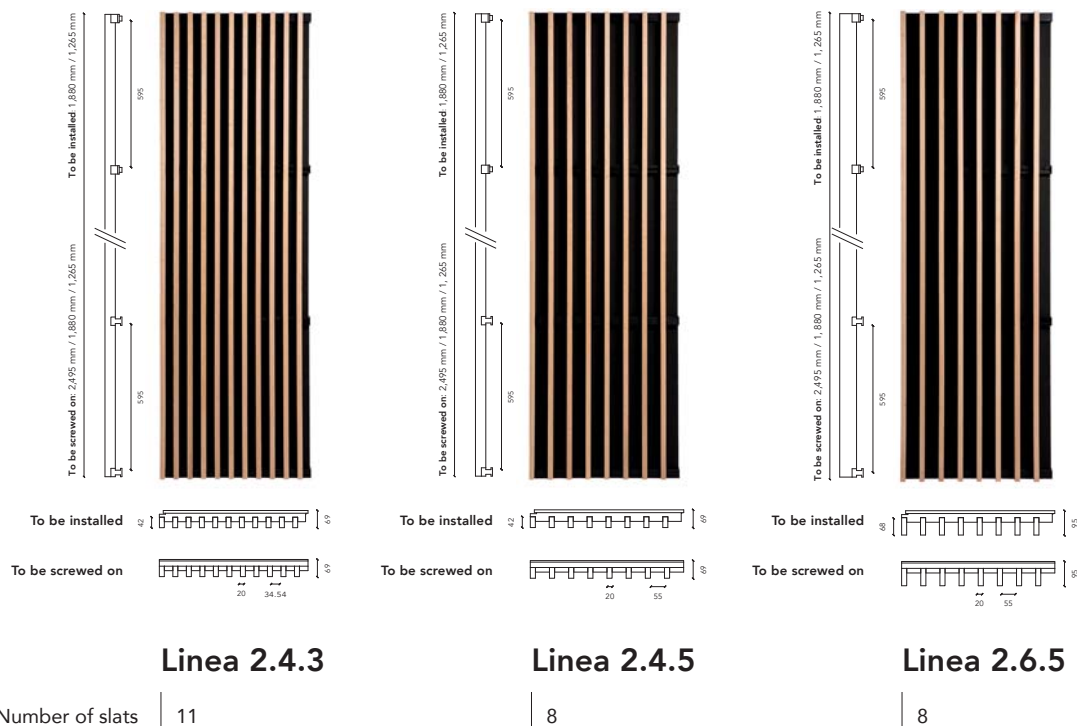
Overview of the range	26
Linea 2.4.3	32
Linea 2.4.5	34
Linea 2.6.5	36
Linea 2.6.6	38
Linea 2.6.8	40
Linea 2.6.10	42
Linea 2.9.8	44
Linea 2.9.10	46
Linea 2.9.13	48
Linea 2.4.3 Lite	50
Linea 2.4.5 Lite	52
Linea 2.6.6 Lite	54
Linea 4.2.1	56
Linea 4.2.4	58
Linea 9.2.1	60
Linea 9.2.3	62
Linea 9.2.6	64
Linea 4.2.1 Lite	66
Linea 4.2.4 Lite	68

Java Batignolles 07

Product: Linea 2.6.8, Linea 2.4.3, type of wood: pine, finish: honey wax color
 Architect: Brenac & Gonzalez & associés

© Stefan Tuschla

The Linea Essential range



TECHNICAL SPECIFICATIONS

Panel dimensions	2,495 x 600 mm (screw-on only) 1,880 x 600 mm 1,265 x 600 mm	2,495 x 600 mm (screw-on only) 1,880 x 600 mm 1,265 x 600 mm	2,495 x 600 mm (screw-on only) 1,880 x 600 mm 1,265 x 600 mm
Slat cross-section	20 mm (front) x 42 mm (height)	20 mm (front) x 42 mm (height)	20 mm (front) x 68 mm (height)
Slat spacing	34.55 mm	55 mm	55 mm
Centre distance of slats	54.55 mm	75 mm	75 mm
Black rear counter-slats	34 mm (front) x 45 mm (height)	34 mm (front) x 45 mm (height)	34 mm (front) x 45 mm (height)
Total thickness	69 mm	69 mm	95 mm
Type of wood	Silver fir, pine, oak	Silver fir, pine, oak	Silver fir, pine, oak
Area density, silver fir	9.7 kg/m ²	7.6 kg/m ²	11.1 kg/m ²
Area density, pine	12.9 kg/m ²	9.9 kg/m ²	14.9 kg/m ²
Area density, oak	15 kg/m ²	11.5 kg/m ²	17.5 kg/m ²
Openness percentage	63%	73%	73%

FINISH / REACTION TO FIRE (IN ACCORDANCE WITH EN 13501-1)

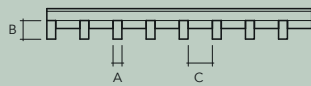
Fire-retardant (depending on type of wood and finish)	B-s1, d0 or B-s2, d0	B-s1, d0 or B-s2, d0	B-s1, d0 or B-s2, d0
--	----------------------	----------------------	----------------------

ACOUSTIC PERFORMANCE

Ceiling	Weighted index	$\alpha_w = 0.90^*$	$\alpha_w = 0.90$	$\alpha_w = 0.90^*$
	Absorption class	Class A	Class A	Class A
Wall	Weighted index	$\alpha_w = 0.85^*$	$\alpha_w = 0.85^*$	$\alpha_w = 0.90$
	Absorption class	Class B	Class B	Class A

* The sound absorption of these products has been measured in accordance with standard ISO 354.

Understanding our product references is simple:



Linea 2.4.5 example

A = 20 mm | B = 42 mm | C = 55 mm
slat cross-section | slat thickness | slat spacing

To be installed: 1,880 mm / 1,265 mm

To be screwed on: 2,495 mm / 1,880 mm / 1,265 mm

To be installed: 68 mm

To be screwed on: 20 mm, 65.71 mm

Linea 2.6.6

7

To be installed: 1,880 mm / 1,265 mm

To be screwed on: 2,495 mm / 1,880 mm / 1,265 mm

To be installed: 68 mm

To be screwed on: 20 mm, 80 mm

Linea 2.6.8

6

To be installed: 1,880 mm / 1,265 mm

To be screwed on: 2,495 mm / 1,880 mm / 1,265 mm

To be installed: 68 mm

To be screwed on: 20 mm, 100 mm

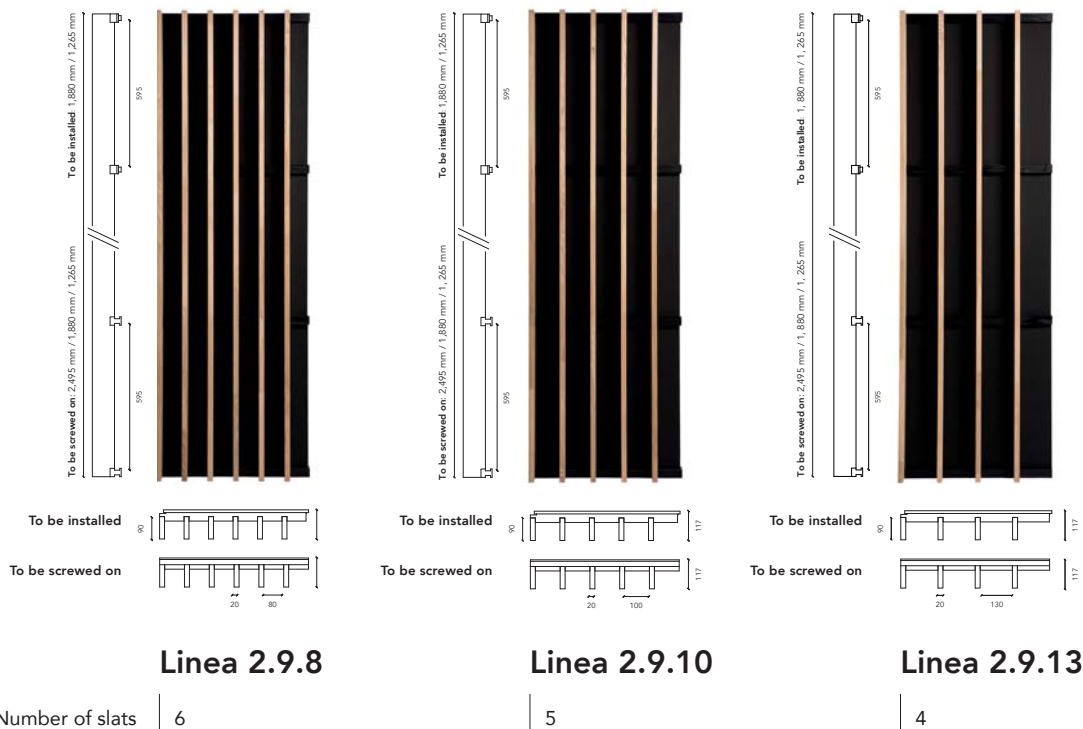
Linea 2.6.10

5

	2,495 x 600 mm (screw-on only) 1,880 x 600 mm 1,265 x 600 mm	2,495 x 600 mm (screw-on only) 1,880 x 600 mm 1,265 x 600 mm	2,495 x 600 mm (screw-on only) 1,880 x 600 mm 1,265 x 600 mm
	20 mm (front) x 68 mm (height)	20 mm (front) x 68 mm (height)	20 mm (front) x 68 mm (height)
	65.71 mm	80 mm	100 mm
	85.71 mm	100 mm	120 mm
	34 mm (front) x 45 mm (height)	34 mm (front) x 45 mm (height)	34 mm (front) x 45 mm (height)
	95 mm	95 mm	95 mm
	Silver fir, pine, oak	Silver fir, pine, oak	Silver fir, pine, oak
	10 kg/m ²	8.9 kg/m ²	7.7 kg/m ²
	13.3 kg/m ²	11.7 kg/m ²	10.1 kg/m ²
	15.5 kg/m ²	13.6 kg/m ²	11.7 kg/m ²
	77%	80%	83%
	B-s1, d0 or B-s2, d0	B-s1, d0 or B-s2, d0	B-s1, d0 or B-s2, d0

	$\alpha_w = 0.85^*$	$\alpha_w = 0.85^*$	$\alpha_w = 0.85^*$
	Class B	Class B	Class B
	$\alpha_w = 0.85$	$\alpha_w = 0.85$	$\alpha_w = 0.80$
	Class B	Class B	Class B

The Linea Essential range



TECHNICAL SPECIFICATIONS

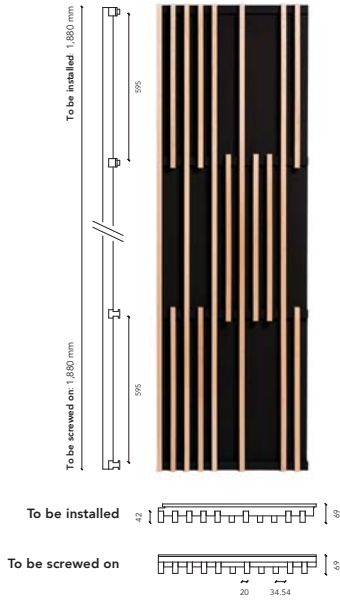
Panel dimensions	2,495 x 600 mm (screw-on only) 1,880 x 600 mm 1,265 x 600 mm (depending on the type of wood)	2,495 x 600 mm (screw-on only) 1,880 x 600 mm 1,265 x 600 mm (depending on the type of wood)	2,495 x 600 mm (screw-on only) 1,880 x 600 mm 1,265 x 600 mm (depending on the type of wood)
Slat cross-section	20 mm (front) x 90 mm (height)	20 mm (front) x 90 mm (height)	20 mm (front) x 42 mm (height)
Slat spacing	80 mm	100 mm	130 mm
Centre distance of slats	100 mm	120 mm	150 mm
Black rear counter-slats	34 mm (front) x 45 mm (height)	34 mm (front) x 45 mm (height)	34 mm (front) x 45 mm (height)
Total thickness	117 mm	117 mm	117 mm
Type of wood	Pine, slatted finger-jointed oak	Pine, slatted finger-jointed oak	Pine, slatted finger-jointed oak
Area density, silver fir	/	/	/
Area density, pine	14.3 kg/m ²	12.2 kg/m ²	10 kg/m ²
Area density, oak	16.8 kg/m ²	14.3 kg/m ²	11.8 kg/m ²
Openness percentage	80%	83%	87%

FINISH / REACTION TO FIRE (IN ACCORDANCE WITH EN 13501-1)

Fire-retardant (depending on type of wood and finish)	B-s1, d0 or B-s2, d0	B-s1, d0 or B-s2, d0	B-s1, d0 or B-s2, d0
--	----------------------	----------------------	----------------------

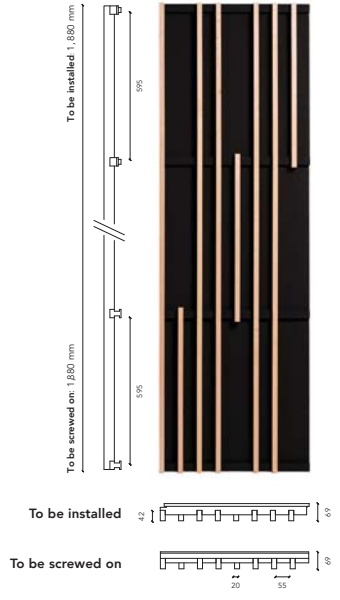
ACOUSTIC PERFORMANCE

Ceiling	Weighted index	$\alpha_w = 0.85^*$	$\alpha_w = 0.85^*$	$\alpha_w = 0.85^*$
	Absorption class	Class B	Class B	Class B
Wall	Weighted index	$\alpha_w = 0.85$	$\alpha_w = 0.85$	$\alpha_w = 0.85$
	Absorption class	Class B	Class B	Class B



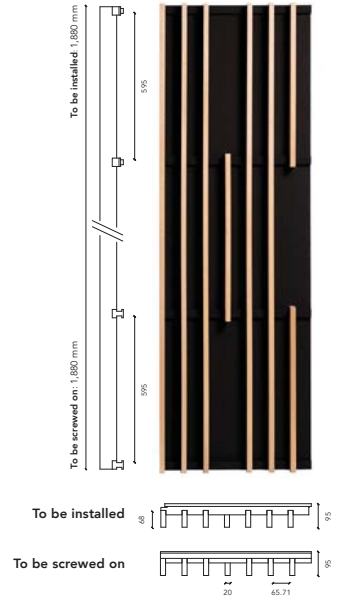
Linea 2.4.3 Lite

11



Linea 2.4.5 Lite

8



Linea 2.6.6 Lite

7

	1,880 x 600 mm	1,880 x 600 mm	1,880 x 600 mm
wood)			
	20 mm (front) x 42 mm (height)	20 mm (front) x 42 mm (height)	20 mm (front) x 68 mm (height)
	34.55 mm	55 mm	65.71 mm
	54.55 mm	75 mm	85.71 mm
	34 mm (front) x 45 mm (height)	34 mm (front) x 45 mm (height)	34 mm (front) x 45 mm (height)
	69 mm	69 mm	95 mm
	Silver fir, pine, oak	Silver fir, pine, oak	Silver fir, pine, oak
	7.5 kg/m ²	6 kg/m ²	8.7 kg/m ²
	8.6 kg/m ²	6.8 kg/m ²	11.6 kg/m ²
	10.1 kg/m ²	8 kg/m ²	13.5 kg/m ²
	88%	80%	80%

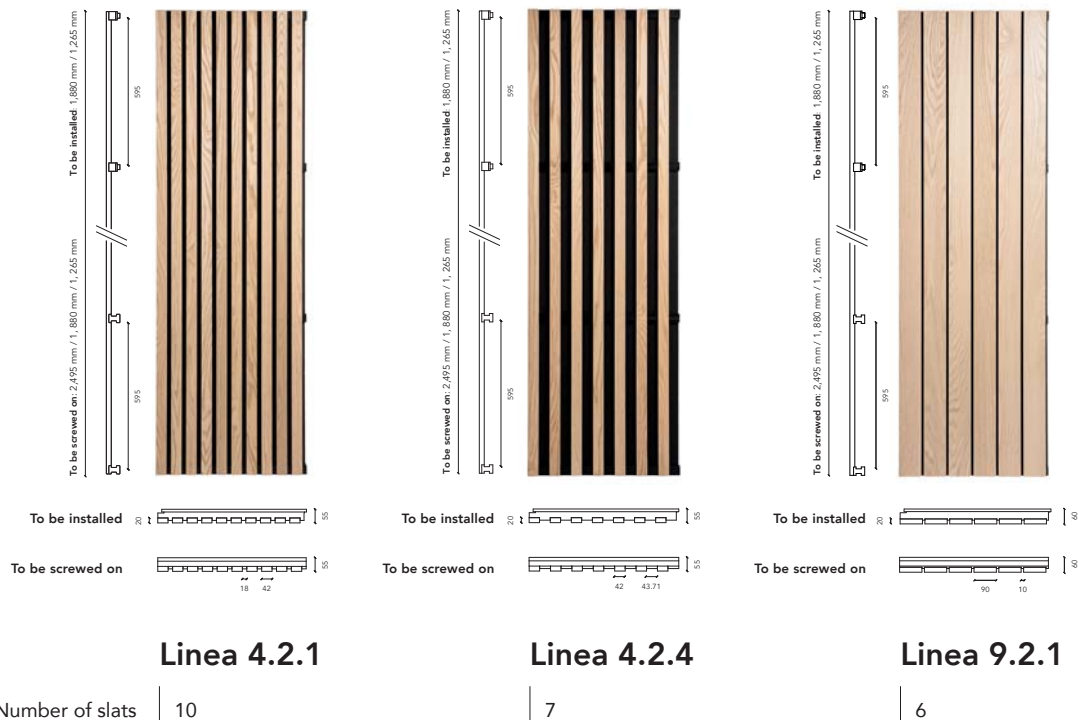
B-s1, d0 or B-s2, d0

B-s1, d0 or B-s2, d0

B-s1, d0 or B-s2, d0

	$\alpha_w = 0.90$	$\alpha_w = 0.90$	$\alpha_w = 0.90$
	Class A	Class A	Class A
	$\alpha_w = 0.90$	$\alpha_w = 0.90$	$\alpha_w = 0.90$
	Class A	Class A	Class A

The Linea Essential range



TECHNICAL SPECIFICATIONS

Panel dimensions	2,495 x 600 mm (screw-on only) 1,880 x 600 mm 1,265 x 600 mm	2,495 x 600 mm (screw-on only) 1,880 x 600 mm 1,265 x 600 mm	2,495 x 600 mm (screw-on only) 1,880 x 600 mm 1,265 x 600 mm
Slat cross-section	42 mm (front) x 20 mm (height)	42 mm (front) x 20 mm (height)	90 mm (front) x 20 mm (height)
Slat spacing	18 mm	43.71 mm	10 mm
Centre distance of slats:	60 mm	85.71 mm	100 mm
Black rear counter-slats	34 mm (front) x 45 mm (height)	34 mm (front) x 45 mm (height)	34 mm (front) x 45 mm (height)
Total thickness	55 mm	55 mm	60 mm
Type of wood	Silver fir, pine, oak	Silver fir, pine, oak	Silver fir, pine, oak
Area density, silver fir	8.9 kg/m ²	6.8 kg/m ²	11.7 kg/m ²
Area density, pine	11.9 kg/m ²	8.9 kg/m ²	14.3 kg/m ²
Area density, oak	13.8 kg/m ²	10.3 kg/m ²	16.8 kg/m ²
Openness percentage	30%	51%	10%

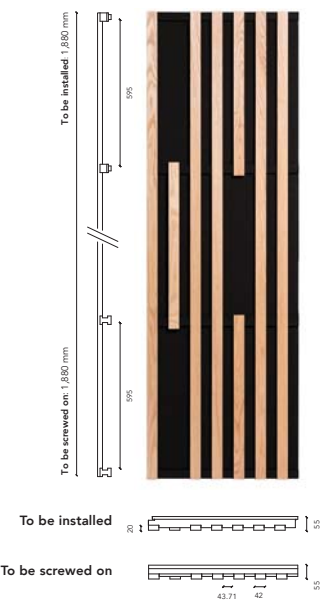
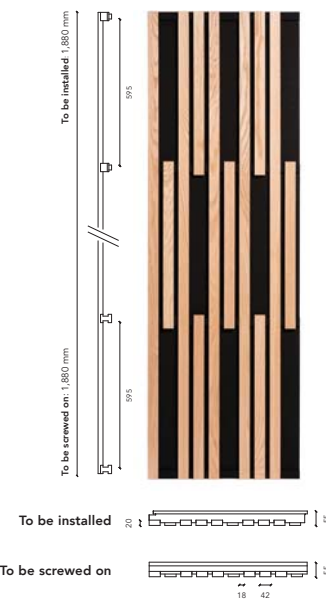
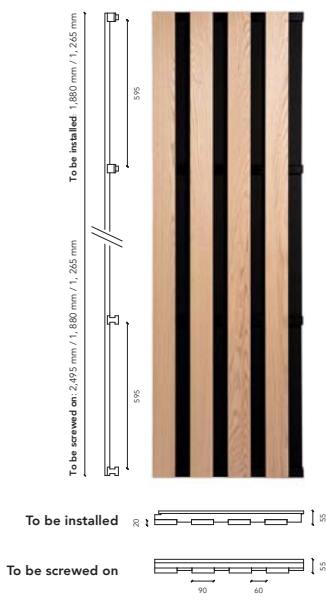
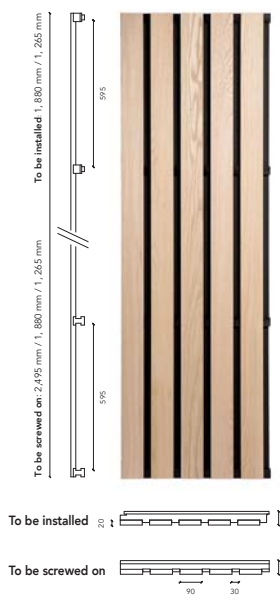
FINISH / REACTION TO FIRE (IN ACCORDANCE WITH EN 13501-1)

Fire-retardant (depending on type of wood and finish)	B-s1, d0 or B-s2, d0	B-s1, d0 or B-s2, d0	B-s1, d0 or B-s2, d0
--	----------------------	----------------------	----------------------

ACOUSTIC PERFORMANCE

Ceiling	Weighted index	$\alpha_w = 0.55$	$\alpha_w = 0.75^*$	$\alpha_w = 0.30^*$
	Absorption class	Class D	Class C	Class D
Wall	Weighted index	$\alpha_w = 0.85^*$	$\alpha_w = 0.85^*$	$\alpha_w = 0.20$
	Absorption class	Class B	Class B	Class E

* The sound absorption of these products has been measured in accordance with standard ISO 354.



Linea 9.2.3

5

Linea 9.2.6

4

Linea 4.2.1 Lite

10

Linea 4.2.4 Lite

7

	2,495 x 600 mm (screw-on only) 1,880 x 600 mm 1,265 x 600 mm	2,495 x 600 mm (screw-on only) 1,880 x 600 mm 1,265 x 600 mm	1,880 x 600 mm	1,880 x 600 mm
	90 mm (front) x 20 mm (height)	90 mm (front) x 20 mm (height)	42 mm (front) x 20 mm (height)	42 mm (front) x 20 mm (height)
	30 mm	60 mm	18 mm	43.71 mm
	120 mm	150 mm	60 mm	85.71 mm
	34 mm (front) x 45 mm (height)	34 mm (front) x 45 mm (height)	34 mm (front) x 45 mm (height)	34 mm (front) x 45 mm (height)
	55 mm	55 mm	55 mm	55 mm
	Silver fir, pine, oak	Silver fir, pine, oak	Silver fir, pine, oak	Silver fir, pine, oak
	8.9 kg/m ²	7.4 kg/m ²	6.9 kg/m ²	6 kg/m ²
	12 kg/m ²	9.9 kg/m ²	9.1 kg/m ²	7.8 kg/m ²
	14.1 kg/m ²	11.6 kg/m ²	10.6 kg/m ²	8.9 kg/m ²
	25%	40%	48%	58%

B-s1, d0 or B-s2, d0

B-s1, d0 or B-s2, d0

B-s1, d0 or B-s2, d0

B-s1, d0 or B-s2, d0

$\alpha_w = 0.50^*$

$\alpha_w = 0.65^*$

$\alpha_w = 0.80$

$\alpha_w = 0.85$

Class D

Class C

Class B

Class B

$\alpha_w = 0.50$

$\alpha_w = 0.70$

$\alpha_w = 0.85$

$\alpha_w = 0.90$

Class D

Class C

Class B

Class A

Linea 2.4.3



For suspended ceiling:

- Panel **TO BE INSTALLED** on T24 frame
- Panel **TO BE SCREWED** onto metal or wooden frame

INSTALLATION:

In accordance with NF EN 13964
In accordance with DTU 58-1


For wall cladding:

- Panel **TO BE SCREWED** onto metal or wooden frame

INSTALLATION:

In accordance with NF EN 14915
In accordance with DTU 36-2

Fayat head office, Bordeaux - BLP associés





TECHNICAL SPECIFICATIONS

Panel dimensions	2,495 x 600 mm (screw-on only) 1,880 x 600 mm 1,265 x 600 mm
Slat cross-section	20 mm (front) x 42 mm (height)
Slat spacing	34.55 mm
Centre distance of slats:	54.55 mm
Black rear counter-slats	34 x 45 mm
Total thickness	69 mm
Type of wood	Silver fir, pine, oak
Area density, silver fir	9.7 kg/m ²
Area density, pine	12.9 kg/m ²
Area density, oak	15 kg/m ²
Openness percentage	63%

Back: rigid acoustic rockwool tiles (2.4 kg/m²), covered with black fleece finish (size: 600 x 600 mm; thickness: 20 or 22 mm).
Not supplied by Laudescher.

REACTION TO FIRE (IN ACCORDANCE WITH EN 13501-1)

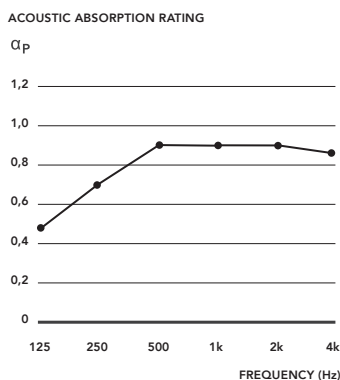
Fire-retardant, Euroclass standard B-s1, d0 or B-s2, d0 depending on the type of wood and finish.

ACOUSTIC PERFORMANCE

Various items of sound absorption data (α_p , α_w , absorption class) have been calculated in accordance with standard ISO 11654 (Linea + acoustic complement).

LINEA 2.4.3 CEILING

+ 20 mm rockwool on E250mm plenum

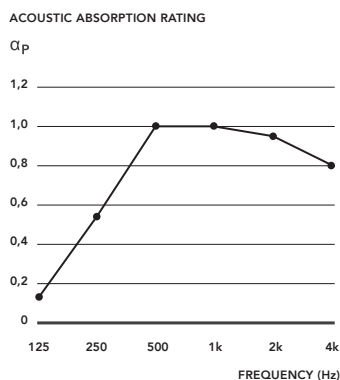


WEIGHTED INDEX: $\alpha_w = 0.90$ | ABSORPTION CLASS: **Class A**

The sound absorption has been measured in accordance with standard ISO 354.


LINEA 2.4.3 WALL

+ 20 mm rockwool on E50mm plenum



WEIGHTED INDEX: $\alpha_w = 0.85$ | ABSORPTION CLASS: **Class B**

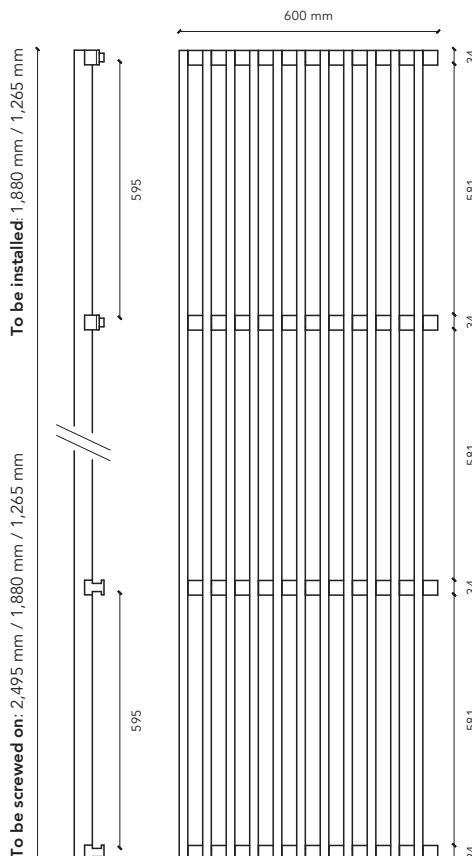
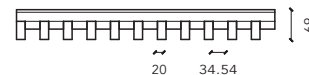
The sound absorption has been measured in accordance with standard ISO 354.



TO BE INSTALLED



TO BE SCREWED ON



Linea 2.4.5



For suspended ceiling:

- Panel **TO BE INSTALLED** on T24 frame
- Panel **TO BE SCREWED** onto metal or wooden frame

INSTALLATION:

In accordance with NF EN 13964
In accordance with DTU 58-1

For wall cladding:

- Panel **TO BE SCREWED** onto metal or wooden frame

INSTALLATION:

In accordance with NF EN 14915
In accordance with DTU 36-2

FTI, Geneva - Studio Banana





TECHNICAL SPECIFICATIONS

Panel dimensions	2,495 x 600 mm (screw-on only) 1,880 x 600 mm 1,265 x 600 mm
Slat cross-section	20 mm (front) x 42 mm (height)
Slat spacing	55 mm
Centre distance of slats:	75 mm
Black rear counter-slats	34 x 45 mm
Total thickness	69 mm
Type of wood	Silver fir, pine, oak
Area density, silver fir	7.6 kg/m ²
Area density, pine	9.9 kg/m ²
Area density, oak	11.5 kg/m ²
Openness percentage	73%

Back: rigid acoustic rockwool tiles (2.4 kg/m²), covered with black fleece finish (size: 600 x 600 mm; thickness: 20 or 22 mm).
Not supplied by Laudescher.

REACTION TO FIRE (IN ACCORDANCE WITH EN 13501-1)

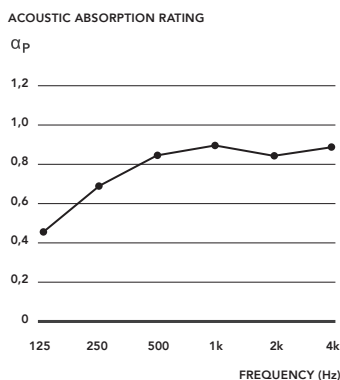
Fire-retardant, Euroclass standard B-s1, d0 or B-s2, d0 depending on the type of wood and finish.

ACOUSTIC PERFORMANCE

Various items of sound absorption data (α_p , α_w , absorption class) have been calculated in accordance with standard ISO 11654 (Linea + acoustic complement).

LINEA 2.4.5 CEILING

+ 20 mm rockwool on E250mm plenum

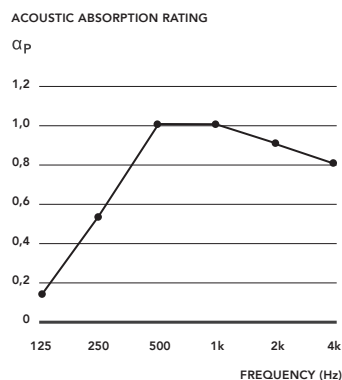


WEIGHTED INDEX:
 $\alpha_w = 0.90$

ABSORPTION CLASS:
Class A

LINEA 2.4.5 WALL


+ 20 mm rockwool on E50mm plenum



WEIGHTED INDEX:
 $\alpha_w = 0.85$

ABSORPTION CLASS:
Class B

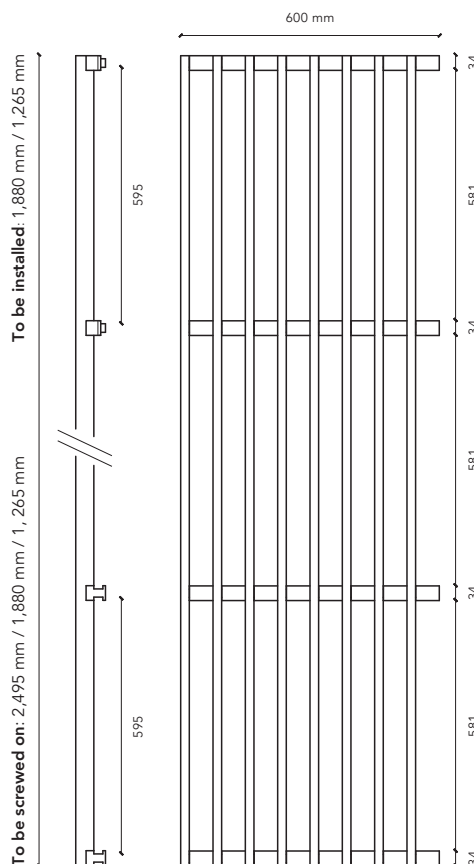
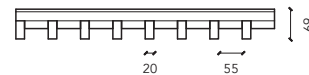
The sound absorption has been measured in accordance with standard ISO 354.



TO BE INSTALLED



TO BE SCREWED ON



Linea 2.6.5



For suspended ceiling:

- Panel **TO BE INSTALLED** on T24 frame
- Panel **TO BE SCREWED** onto metal or wooden frame

INSTALLATION:

In accordance with NF EN 13964
In accordance with DTU 58-1


For wall cladding:

- Panel **TO BE SCREWED** onto metal or wooden frame

INSTALLATION:

In accordance with NF EN 14915
In accordance with DTU 36-2

Wooden, Luxembourg - ArtBuild Architects



© Georges De Kinder

TECHNICAL SPECIFICATIONS

Panel dimensions	2,495 x 600 mm (screw-on only) 1,880 x 600 mm 1,265 x 600 mm
Slat cross-section	20 mm (front) x 68 mm (height)
Slat spacing	55 mm
Centre distance of slats:	75 mm
Black rear counter-slats	34 x 45 mm
Total thickness	95 mm
Type of wood	Silver fir, pine, oak
Area density, silver fir	11.1 kg/m ²
Area density, pine	14.9 kg/m ²
Area density, oak	17.5 kg/m ²
Openness percentage	73%

Back: rigid acoustic rockwool tiles (2.4 kg/m²), covered with black fleece finish (size: 600 x 600 mm; thickness: 20 or 22 mm).
Not supplied by Laudescher.

REACTION TO FIRE (IN ACCORDANCE WITH EN 13501-1)

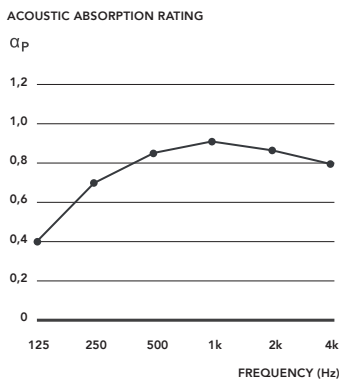
Fire-retardant, Euroclass standard B-s1, d0 or B-s2, d0 depending on the type of wood and finish.

ACOUSTIC PERFORMANCE

Various items of sound absorption data (α_p , α_w , absorption class) have been calculated in accordance with standard ISO 11654 (Linea + acoustic complement).

LINEA 2.6.5 CEILING

+ 20 mm rockwool on E250mm plenum

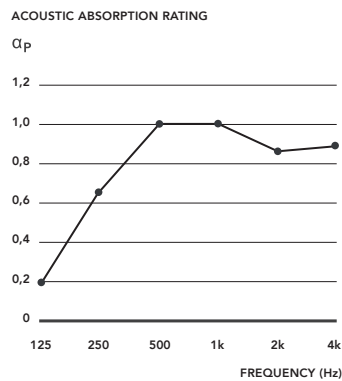


WEIGHTED INDEX: $\alpha_w = 0.90$ | ABSORPTION CLASS: **Class A**

The sound absorption has been measured in accordance with standard ISO 354.

LINEA 2.6.5 WALL

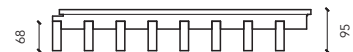
+ 20 mm rockwool on E50mm plenum



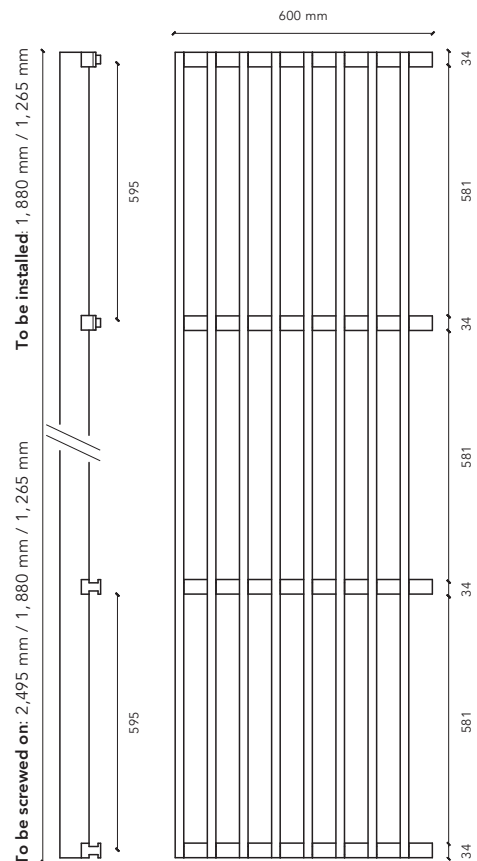
WEIGHTED INDEX: $\alpha_w = 0.90$ | ABSORPTION CLASS: **Class A**



TO BE INSTALLED



TO BE SCREWED ON



Linea 2.6.6



For suspended ceiling:

- Panel **TO BE INSTALLED** on T24 frame
- Panel **TO BE SCREWED** onto metal or wooden frame

INSTALLATION:

In accordance with NF EN 13964
In accordance with DTU 58-1

For wall cladding:

- Panel **TO BE SCREWED** onto metal or wooden frame

INSTALLATION:

In accordance with NF EN 14915
In accordance with DTU 36-2

Basse-Ham reception hall - Atelier d'architecture Griseille Reding



© Atelier d'architecture Griseille Reding

TECHNICAL SPECIFICATIONS

Panel dimensions	2,495 x 600 mm (screw-on only) 1,880 x 600 mm 1,265 x 600 mm
Slat cross-section	20 mm (front) x 68 mm (height)
Slat spacing	65.71 mm
Centre distance of slats:	85.71 mm
Black rear counter-slats	34 x 45 mm
Total thickness	95 mm
Type of wood	Silver fir, pine, oak
Area density, silver fir	10 kg/m ²
Area density, pine	13.3 kg/m ²
Area density, oak	15.5 kg/m ²
Openness percentage	77%

Back: rigid acoustic rockwool tiles (2.4 kg/m²), covered with black fleece finish (size: 600 x 600 mm; thickness: 20 or 22 mm).
Not supplied by Laudescher.

REACTION TO FIRE (IN ACCORDANCE WITH EN 13501-1)

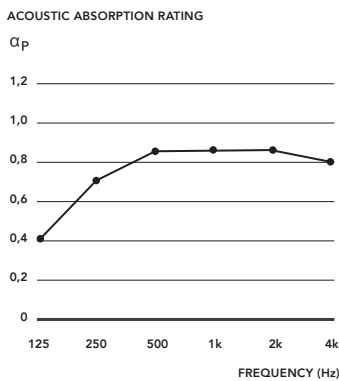
Fire-retardant, Euroclass standard B-s1, d0 or B-s2, d0 depending on the type of wood and finish.

ACOUSTIC PERFORMANCE

Various items of sound absorption data (α_p , α_w , absorption class) have been calculated in accordance with standard ISO 11654 (Linea + acoustic complement).

LINEA 2.6.6 CEILING

+ 20 mm rockwool on E250mm plenum

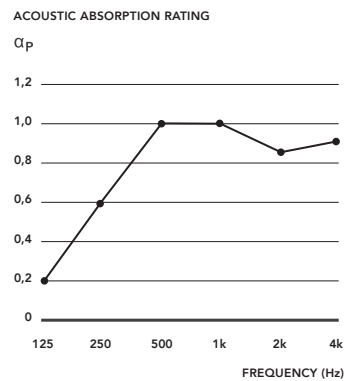


WEIGHTED INDEX: $\alpha_w = 0.85$ | ABSORPTION CLASS: **Class B**

The sound absorption has been measured in accordance with standard ISO 354.

LINEA 2.6.6 WALL

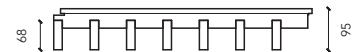
+ 20 mm rockwool on E50mm plenum



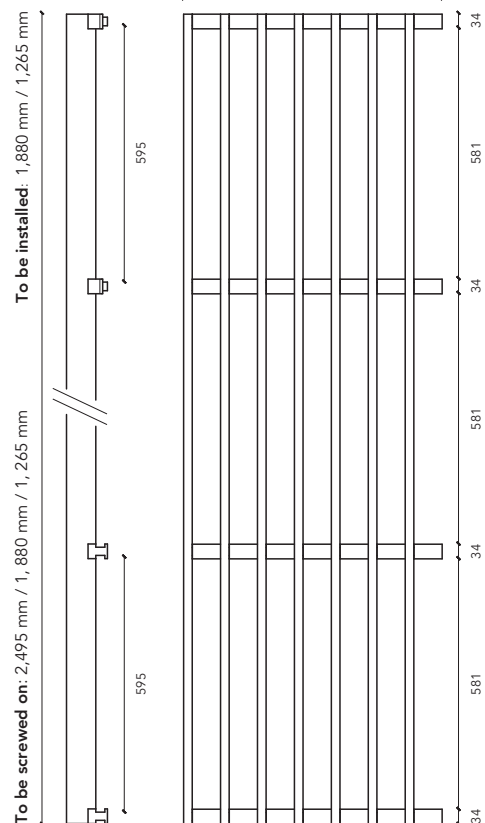
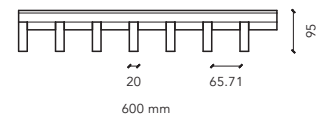
WEIGHTED INDEX: $\alpha_w = 0.85$ | ABSORPTION CLASS: **Class B**



TO BE INSTALLED



TO BE SCREWED ON



Linea 2.6.8



For suspended ceiling:

- Panel **TO BE INSTALLED** on T24 frame
- Panel **TO BE SCREWED** onto metal or wooden frame

INSTALLATION:

In accordance with NF EN 13964
In accordance with DTU 58-1


For wall cladding:

- Panel **TO BE SCREWED** onto metal or wooden frame

INSTALLATION:

In accordance with NF EN 14915
In accordance with DTU 36-2

Courthouse, Pointe-à-Pitre - Ignacio Prego Architecture



© Luc Boegly

TECHNICAL SPECIFICATIONS

Panel dimensions	2,495 x 600 mm (screw-on only) 1,880 x 600 mm 1,265 x 600 mm
Slat cross-section	20 mm (front) x 68 mm (height)
Slat spacing	80 mm
Centre distance of slats:	100 mm
Black rear counter-slats	34 x 45 mm
Total thickness	95 mm
Type of wood	Silver fir, pine, oak
Area density, silver fir	8.9 kg/m ²
Area density, pine	11.7 kg/m ²
Area density, oak	13.6 kg/m ²
Openness percentage	80%

Back: rigid acoustic rockwool tiles (2.4 kg/m²), covered with black fleece finish (size: 600 x 600 mm; thickness: 20 or 22 mm).
Not supplied by Laudescher.

REACTION TO FIRE (IN ACCORDANCE WITH EN 13501-1)

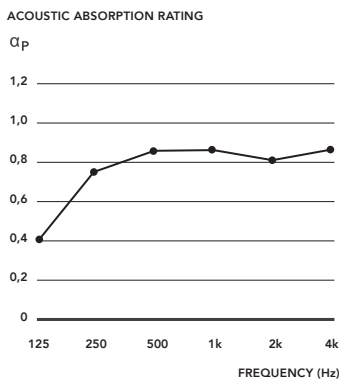
Fire-retardant, Euroclass standard B-s1, d0 or B-s2, d0 depending on the type of wood and finish.

ACOUSTIC PERFORMANCE

Various items of sound absorption data (α_p , α_w , absorption class) have been calculated in accordance with standard ISO 11654 (Linea + acoustic complement).

LINEA 2.6.8 CEILING

+ 20 mm rockwool on E250mm plenum



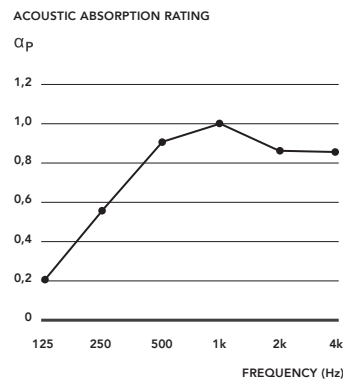
WEIGHTED INDEX:
 $\alpha_w = 0.85$

ABSORPTION CLASS:
Class B

The sound absorption has been measured in accordance with standard ISO 354.

LINEA 2.6.8 WALL

+ 20 mm rockwool on E50mm plenum

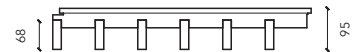


WEIGHTED INDEX:
 $\alpha_w = 0.85$

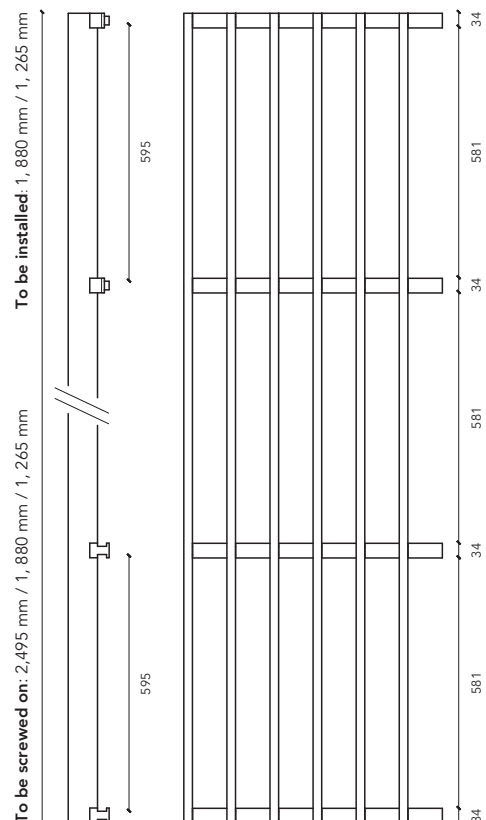
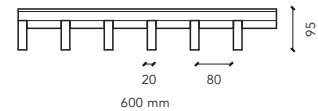
ABSORPTION CLASS:
Class B



TO BE INSTALLED



TO BE SCREWED ON



Linea 2.6.10



For suspended ceiling:

- Panel **TO BE INSTALLED** on T24 frame
- Panel **TO BE SCREWED** onto metal or wooden frame

INSTALLATION:

In accordance with NF EN 13964
In accordance with DTU 58-1

For wall cladding:

- Panel **TO BE SCREWED** onto metal or wooden frame

INSTALLATION:

In accordance with NF EN 14915
In accordance with DTU 36-2

Metro station, Rennes - Anthracite Architecture



TECHNICAL SPECIFICATIONS

Panel dimensions	2,495 x 600 mm (screw-on only) 1,880 x 600 mm 1,265 x 600 mm
Slat cross-section	20 mm (front) x 68 mm (height)
Slat spacing	100 mm
Centre distance of slats:	120 mm
Black rear counter-slats	34 x 45 mm
Total thickness	95 mm
Type of wood	Silver fir, pine, oak
Area density, silver fir	7.7 kg/m ²
Area density, pine	10.1 kg/m ²
Area density, oak	11.7 kg/m ²
Openness percentage	83%

Back: rigid acoustic rockwool tiles (2.4 kg/m²), covered with black fleece finish (size: 600 x 600 mm; thickness: 20 or 22 mm).
Not supplied by Laudescher.

REACTION TO FIRE (IN ACCORDANCE WITH EN 13501-1)

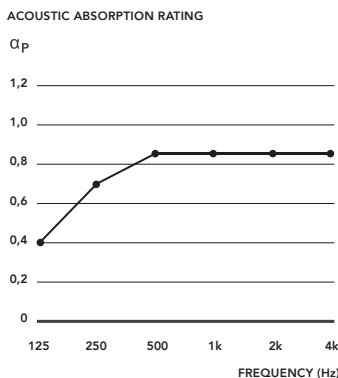
Fire-retardant, Euroclass standard B-s1, d0 or B-s2, d0 depending on the type of wood and finish.

ACOUSTIC PERFORMANCE

Various items of sound absorption data (α_p , α_w , absorption class) have been calculated in accordance with standard ISO 11654 (Linea + acoustic complement).

LINEA 2.6.10 CEILING

+ 20 mm rockwool on E250 mm plenum

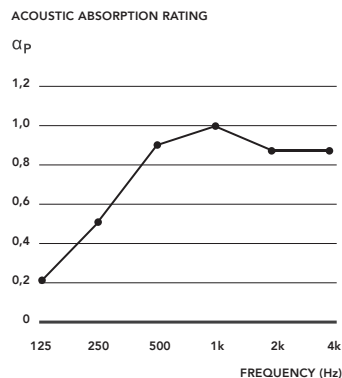


WEIGHTED INDEX: $\alpha_w = 0.85$ | ABSORPTION CLASS: **Class B**

The sound absorption has been measured in accordance with standard ISO 354.

LINEA 2.6.10 WALL

+ 20 mm rockwool on E50 mm plenum



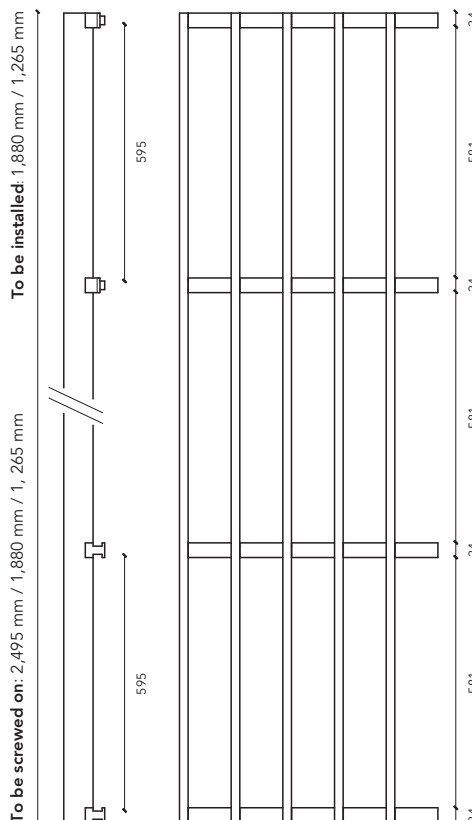
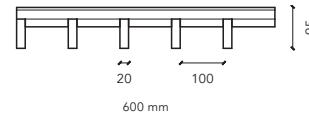
WEIGHTED INDEX: $\alpha_w = 0.80$ | ABSORPTION CLASS: **Class B**



TO BE INSTALLED



TO BE SCREWED ON



Linea 2.9.8



For suspended ceiling:

- Panel **TO BE INSTALLED** on T24 frame
- Panel **TO BE SCREWED** onto metal or wooden frame

INSTALLATION:


In accordance with NF EN 13964
In accordance with DTU 58-1

For wall cladding:

- Panel **TO BE SCREWED** onto metal or wooden frame

INSTALLATION:

In accordance with NF EN 14915
In accordance with DTU 36-2



TECHNICAL SPECIFICATIONS

Panel dimensions	2,495 x 600 mm (screw-on only) 1,880 x 600 mm 1,265 x 600 mm (depending on type of wood)
Slat cross-section	20 mm (front) x 90 mm (height)
Slat spacing	80 mm
Centre distance of slats:	100 mm
Black rear counter-slats	34 x 45 mm
Total thickness	117 mm
Type of wood	Pine, slatted finger-jointed oak
Area density, pine	14.3 kg/m ²
Area density, oak	16.8 kg/m ²
Openness percentage	80%

Back: rigid acoustic rockwool tiles (2.4 kg/m²), covered with black fleece finish (size: 600 x 600 mm; thickness: 20 or 22 mm).
Not supplied by Laudescher.

REACTION TO FIRE (IN ACCORDANCE WITH EN 13501-1)

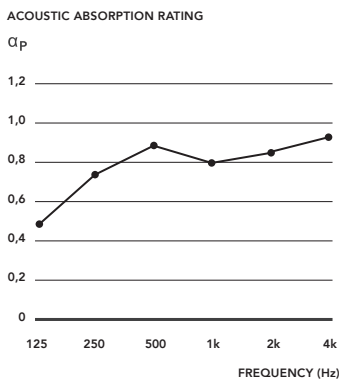
Fire-retardant, Euroclass standard B-s1, d0 or B-s2, d0 depending on the type of wood and finish.

ACOUSTIC PERFORMANCE

Various items of sound absorption data (α_p , α_w , absorption class) have been calculated in accordance with standard ISO 11654 (Linea + acoustic complement).

LINEA 2.9.8 CEILING

+ 20 mm rockwool on E250mm plenum

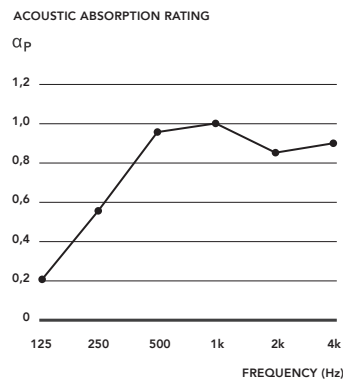


WEIGHTED INDEX: $\alpha_w = 0.85$ | ABSORPTION CLASS: **Class B**

The sound absorption has been measured in accordance with standard ISO 354.

LINEA 2.9.8 WALL

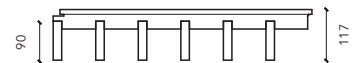
+ 20 mm rockwool on plenum E50 mm



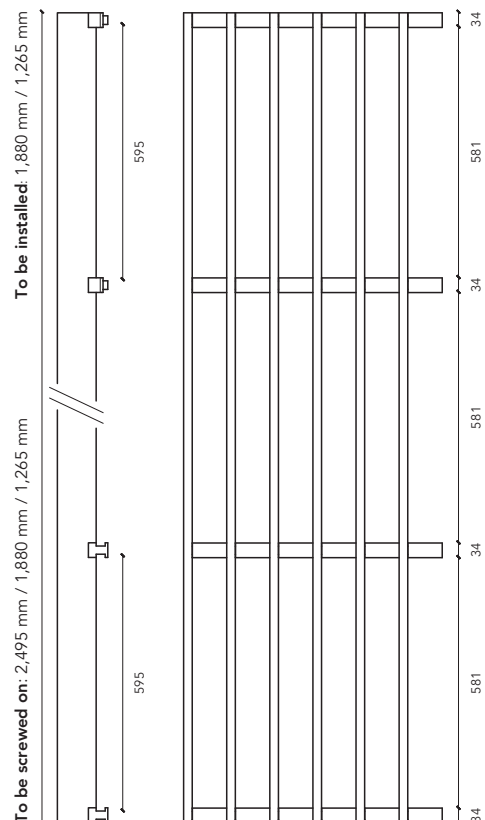
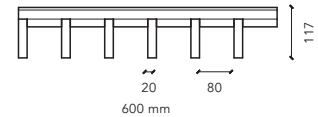
WEIGHTED INDEX: $\alpha_w = 0.85$ | ABSORPTION CLASS: **Class B**



TO BE INSTALLED



TO BE SCREWED ON



Linea 2.9.10



For suspended ceiling:

- Panel **TO BE INSTALLED** on T24 frame
- Panel **TO BE SCREWED** onto metal or wooden frame

INSTALLATION:

In accordance with NF EN 13964
In accordance with DTU 58-1

For wall cladding:

- Panel **TO BE SCREWED** onto metal or wooden frame

INSTALLATION:

In accordance with NF EN 14915
In accordance with DTU 36-2

Orly 3 food court, Paris - Agence Costa





TECHNICAL SPECIFICATIONS

Panel dimensions	2,495 x 600 mm (screw-on only) 1,880 x 600 mm 1,265 x 600 mm (depending on type of wood)
Slat cross-section	20 mm (front) x 90 mm (height)
Slat spacing	100 mm
Centre distance of slats:	120 mm
Black rear counter-slats	34 x 45 mm
Total thickness	117 mm
Type of wood	Pine, slatted finger-jointed oak
Area density, pine	12.2 kg/m ²
Area density, oak	14.3 kg/m ²
Openness percentage	83%

Back: rigid acoustic rockwool tiles (2.4 kg/m²), covered with black fleece finish (size: 600 x 600 mm; thickness: 20 or 22 mm).

Not supplied by Laudescher.

REACTION TO FIRE (IN ACCORDANCE WITH EN 13501-1)

Fire-retardant, Euroclass standard B-s1, d0 or B-s2, d0 depending on the type of wood and finish.

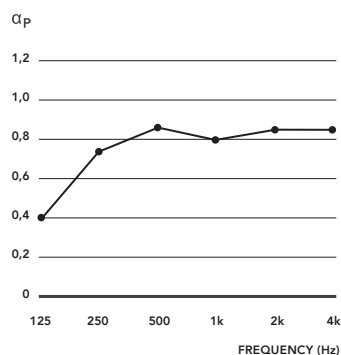
ACOUSTIC PERFORMANCE

Various items of sound absorption data (α_p , α_w , absorption class) have been calculated in accordance with standard ISO 11654 (Linea + acoustic complement).

LINEA 2.9.10 CEILING

+ 20 mm rockwool on E250mm plenum

ACOUSTIC ABSORPTION RATING



WEIGHTED INDEX:
 $\alpha_w = 0.85$

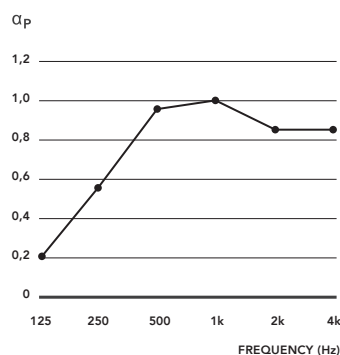
ABSORPTION CLASS:
Class B

The sound absorption has been measured in accordance with standard ISO 354.

LINEA 2.9.10 WALL

+ 20 mm rockwool on plenum E50mm

ACOUSTIC ABSORPTION RATING



WEIGHTED INDEX:
 $\alpha_w = 0.85$

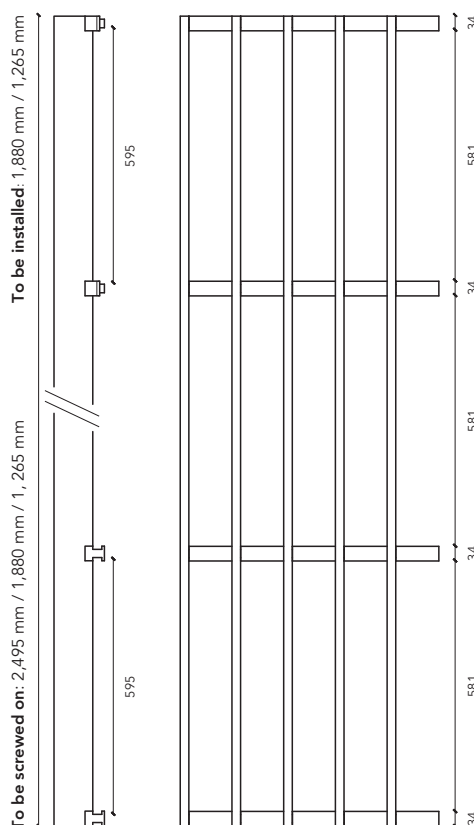
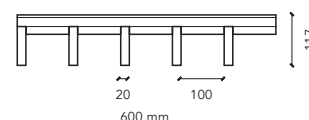
ABSORPTION CLASS:
Class B



TO BE INSTALLED



TO BE SCREWED ON



Linea 2.9.13



For suspended ceiling:

- Panel **TO BE INSTALLED** on T24 frame
- Panel **TO BE SCREWED** onto metal or wooden frame

INSTALLATION:

In accordance with NF EN 13964
In accordance with DTU 58-1

For wall cladding:

- Panel **TO BE SCREWED** onto metal or wooden frame

INSTALLATION:

In accordance with NF EN 14915
In accordance with DTU 36-2



TECHNICAL SPECIFICATIONS

Panel dimensions	2,495 x 600 mm (screw-on only) 1,880 x 600 mm 1,265 x 600 mm (depending on type of wood)
Slat cross-section	20 mm (front) x 90 mm (height)
Slat spacing	130 mm
Centre distance of slats:	150 mm
Black rear counter-slats	34 x 45 mm
Total thickness	117 mm
Type of wood	Pine, slatted finger-jointed oak
Area density, pine	10 kg/m ²
Area density, oak	11.8 kg/m ²
Openness percentage	87%

Back: rigid acoustic rockwool tiles (2.4 kg/m²), covered with black fleece finish (size: 600 x 600 mm; thickness: 20 or 22 mm).

Not supplied by Laudescher.

REACTION TO FIRE (IN ACCORDANCE WITH EN 13501-1)

Fire-retardant, Euroclass standard B-s1, d0 or B-s2, d0 depending on the type of wood and finish.

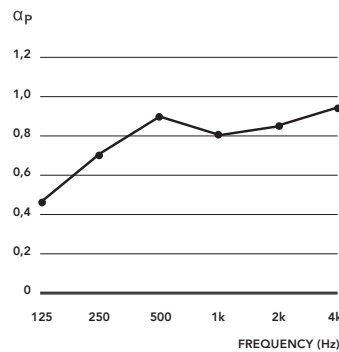
ACOUSTIC PERFORMANCE

Various items of sound absorption data (α_p , α_w , absorption class) have been calculated in accordance with standard ISO 11654 (Linea + acoustic complement).

LINEA 2.9.13 CEILING

+ 20 mm rockwool on E250 mm plenum

ACOUSTIC ABSORPTION RATING



WEIGHTED INDEX:

$\alpha_w = 0.85$

ABSORPTION CLASS:

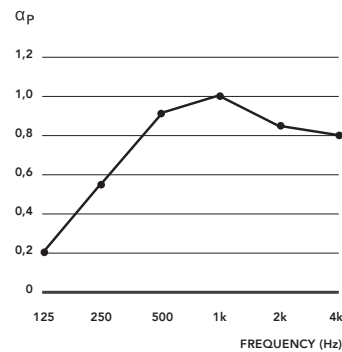
Class B

The sound absorption has been measured in accordance with standard ISO 354.

LINEA 2.9.13 WALL

+ 20 mm rockwool on plenum E50 mm

ACOUSTIC ABSORPTION RATING



WEIGHTED INDEX:

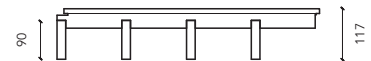
$\alpha_w = 0.85$

ABSORPTION CLASS:

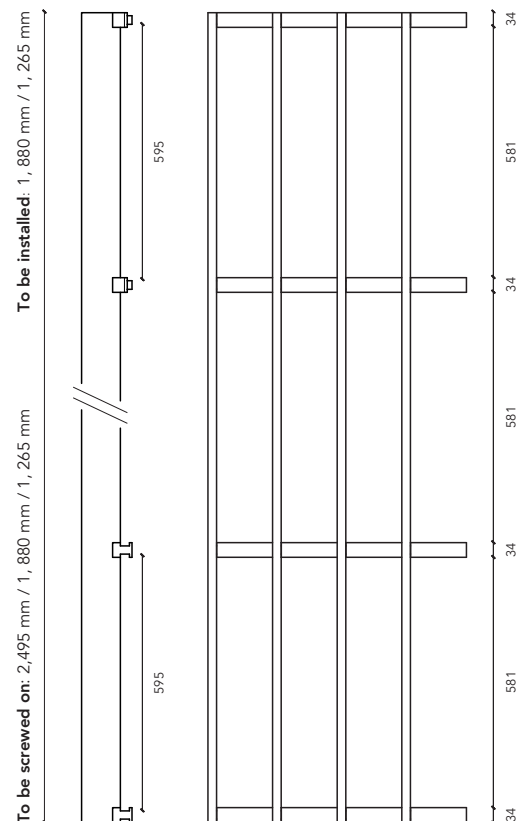
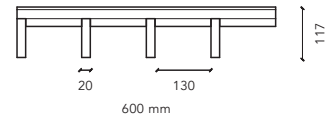
Class B



TO BE INSTALLED



TO BE SCREWED ON



Linea 2.4.3 Lite



For suspended ceiling:

- Panel **TO BE INSTALLED** on T24 frame
- Panel **TO BE SCREWED** onto metal or wooden frame

INSTALLATION:


In accordance with NF EN 13964
In accordance with DTU 58-1

For wall cladding:

- Panel **TO BE SCREWED** onto metal or wooden frame

INSTALLATION:

In accordance with NF EN 14915
In accordance with DTU 36-2





TECHNICAL SPECIFICATIONS

Panel dimensions	1,880 x 600 mm
Slat cross-section	20 mm (front) x 42 mm (height)
Slat spacing	34.55 mm
Centre distance of slats:	54.55 mm
Black rear counter-slats	34 x 45 mm
Total thickness	69 mm
Type of wood	Silver fir, pine, oak
Area density, silver fir	7.5 kg/m ²
Area density, pine	8.6 kg/m ²
Area density, oak	10.1 kg/m ²
Openness percentage	88%

Back: rigid acoustic rockwool tiles (2.4 kg/m²), covered with black fleece finish (size: 600 x 600 mm; thickness: 20 or 22 mm).

Not supplied by Laudescher.

REACTION TO FIRE (IN ACCORDANCE WITH EN 13501-1)

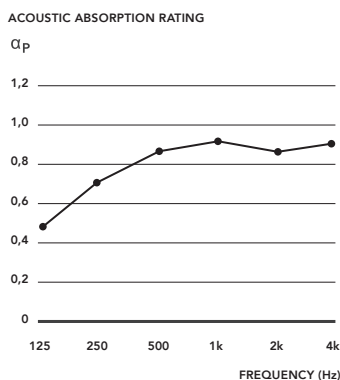
Fire-retardant, Euroclass standard B-s1, d0 or B-s2, d0 depending on the type of wood and finish.

ACOUSTIC PERFORMANCE

Various items of sound absorption data (α_p , α_w , absorption class) have been calculated in accordance with standard ISO 11654 (Linea + acoustic complement).

LINEA 2.4.3 LITE CEILING

+ 20 mm rockwool on E250mm plenum

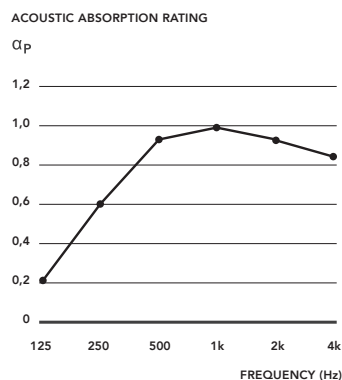


WEIGHTED INDEX:
 $\alpha_w = 0.90$

ABSORPTION CLASS:
Class A


LINEA 2.4.3 LITE WALL

+ 20 mm rockwool on plenum E50 mm



WEIGHTED INDEX:
 $\alpha_w = 0.90$

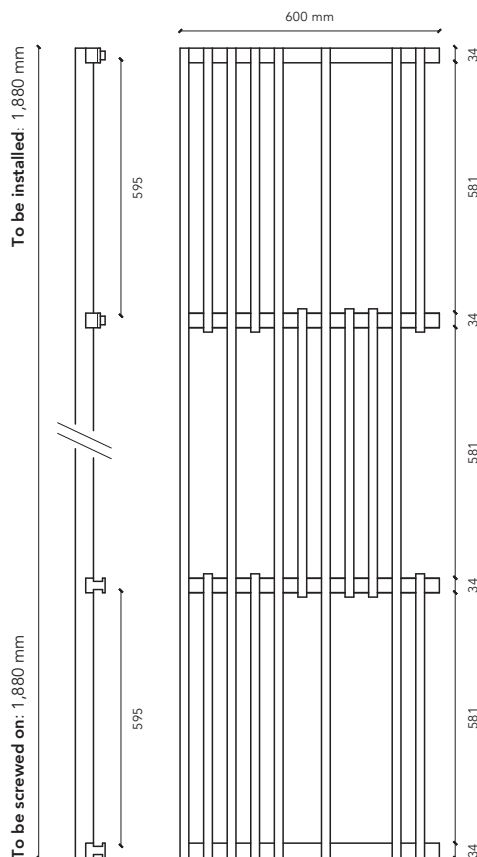
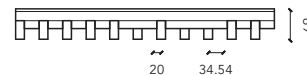
ABSORPTION CLASS:
Class A



TO BE INSTALLED



TO BE SCREWED ON



Linea 2.4.5 Lite



For suspended ceiling:

- Panel **TO BE INSTALLED** on T24 frame
- Panel **TO BE SCREWED** onto metal or wooden frame

INSTALLATION:

In accordance with NF EN 13964
In accordance with DTU 58-1

For wall cladding:

- Panel **TO BE SCREWED** onto metal or wooden frame

INSTALLATION:

In accordance with NF EN 14915
In accordance with DTU 36-2



TECHNICAL SPECIFICATIONS

Panel dimensions	1,880 x 600 mm
Slat cross-section	20 mm (front) x 42 mm (height)
Slat spacing	55 mm
Centre distance of slats:	75 mm
Black rear counter-slats	34 x 45 mm
Total thickness	69 mm
Type of wood	Silver fir, pine, oak
Area density, silver fir	6 kg/m ²
Area density, pine	6.8 kg/m ²
Area density, oak	8 kg/m ²
Openness percentage	80%

Back: rigid acoustic rockwool tiles (2.4 kg/m²), covered with black fleece finish (size: 600 x 600 mm; thickness: 20 or 22 mm).

Not supplied by Laudescher.

REACTION TO FIRE (IN ACCORDANCE WITH EN 13501-1)

Fire-retardant, Euroclass standard B-s1, d0 or B-s2, d0 depending on the type of wood and finish.

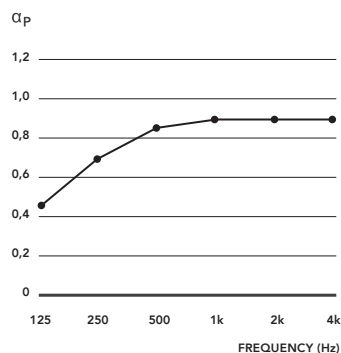
ACOUSTIC PERFORMANCE

Various items of sound absorption data (α_p , α_w , absorption class) have been calculated in accordance with standard ISO 11654 (Linea + acoustic complement).

LINEA 2.4.5 LITE CEILING

+ 20 mm rockwool on E250mm plenum

ACOUSTIC ABSORPTION RATING



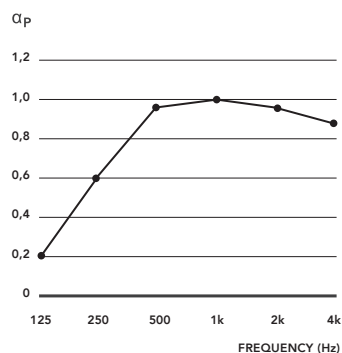
WEIGHTED INDEX:
 $\alpha_w = 0.90$

ABSORPTION CLASS:
Class A

LINEA 2.4.5 LITE WALL

+ 20 mm rockwool on plenum E50mm

ACOUSTIC ABSORPTION RATING



WEIGHTED INDEX:
 $\alpha_w = 0.90$

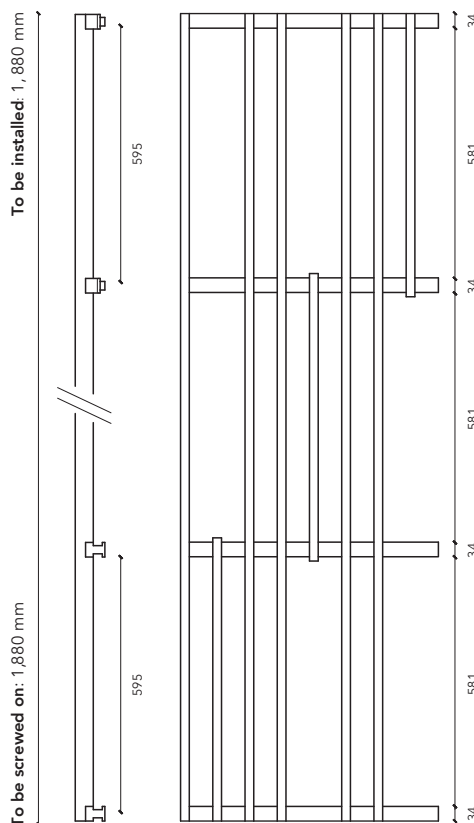
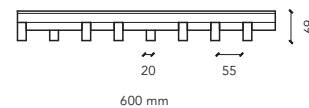
ABSORPTION CLASS:
Class A



TO BE INSTALLED



TO BE SCREWED ON



Linea 2.6.6 Lite



For suspended ceiling:

- Panel **TO BE INSTALLED** on T24 frame
- Panel **TO BE SCREWED** onto metal or wooden frame

INSTALLATION:

In accordance with NF EN 13964
In accordance with DTU 58-1

For wall cladding:

- Panel **TO BE SCREWED** onto metal or wooden frame

INSTALLATION:

In accordance with NF EN 14915
In accordance with DTU 36-2





TECHNICAL SPECIFICATIONS

Panel dimensions	1,880 x 600 mm
Slat cross-section	20 mm (front) x 68 mm (height)
Slat spacing	65.71 mm
Centre distance of slats:	85.71 mm
Black rear counter-slats	34 x 45 mm
Total thickness	95 mm
Type of wood	Silver fir, pine, oak
Area density, silver fir	8.7 kg/m ²
Area density, pine	11.6 kg/m ²
Area density, oak	13.5 kg/m ²
Openness percentage	80%

Back: rigid acoustic rockwool tiles (2.4 kg/m²), covered with black fleece finish (size: 600 x 600 mm; thickness: 20 or 22 mm).

Not supplied by Laudescher.

REACTION TO FIRE (IN ACCORDANCE WITH EN 13501-1)

Fire-retardant, Euroclass standard B-s1, d0 or B-s2, d0 depending on the type of wood and finish.

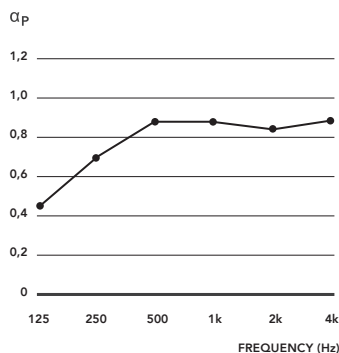
ACOUSTIC PERFORMANCE

Various items of sound absorption data (α_p , α_w , absorption class) have been calculated in accordance with standard ISO 11654 (Linea + acoustic complement).

LINEA 2.6.6 LITE CEILING

+ 20 mm rockwool on E250mm plenum

ACOUSTIC ABSORPTION RATING



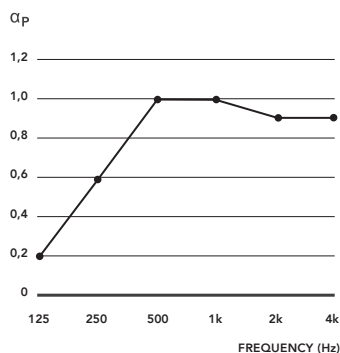
WEIGHTED INDEX:
 $\alpha_w = 0.90$

ABSORPTION CLASS:
Class A

LINEA 2.6.6 LITE WALL

+ 20 mm rockwool on plenum E50 mm

ACOUSTIC ABSORPTION RATING



WEIGHTED INDEX:
 $\alpha_w = 0.90$

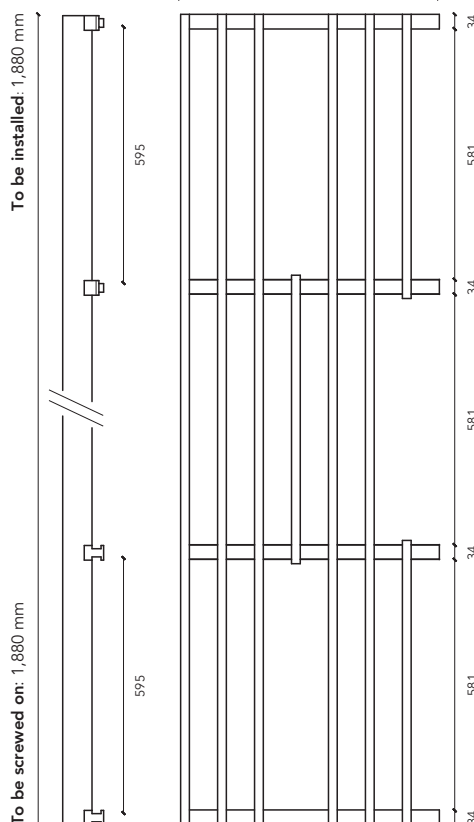
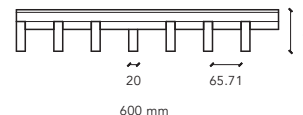
ABSORPTION CLASS:
Class A



TO BE INSTALLED



TO BE SCREWED ON



Linea 4.2.1



For suspended ceiling:

- Panel **TO BE INSTALLED** on T24 frame
- Panel **TO BE SCREWED** onto metal or wooden frame

INSTALLATION:

In accordance with NF EN 13964
In accordance with DTU 58-1

For wall cladding:

- Panel **TO BE SCREWED** onto metal or wooden frame

INSTALLATION:

In accordance with NF EN 14915
In accordance with DTU 36-2

Icade Pulse, Ile de France - BFV



© Alfred Cromback

TECHNICAL SPECIFICATIONS

Panel dimensions	2495 x 600 mm (screw-on only) 1,880 x 600 mm 1,265 x 600 mm
Slat cross-section	42 mm (front) x 20 mm (height)
Slat spacing	18 mm
Centre distance of slats:	60 mm
Black rear counter-slats	34 x 45 mm
Total thickness	55 mm
Type of wood	Silver fir, pine, oak
Area density, silver fir	8.9 kg/m ²
Area density, pine	11.9 kg/m ²
Area density, oak	13.8 kg/m ²
Openness percentage	30%

Back: rigid acoustic rockwool tiles (2.4 kg/m²), covered with black fleece finish (size: 600 x 600 mm; thickness: 20 or 22 mm).
Not supplied by Laudescher.

REACTION TO FIRE (IN ACCORDANCE WITH EN 13501-1)

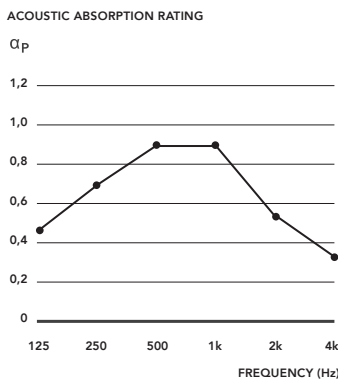
Fire-retardant, Euroclass standard B-s1, d0 or B-s2, d0 depending on the type of wood and finish.

ACOUSTIC PERFORMANCE

Various items of sound absorption data (α_p , α_w , absorption class) have been calculated in accordance with standard ISO 11654 (Linea + acoustic complement).

LINEA 4.2.1 CEILING

+ 20mm rockwool on E250mm plenum

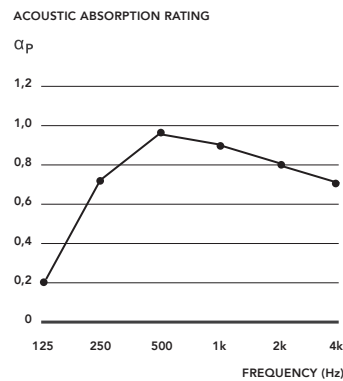


WEIGHTED INDEX:
 $\alpha_w = 0.55$

ABSORPTION CLASS:
Class D

LINEA 4.2.1 WALL

+ 20mm rockwool on E50mm plenum



WEIGHTED INDEX:
 $\alpha_w = 0.85$

ABSORPTION CLASS:
Class B

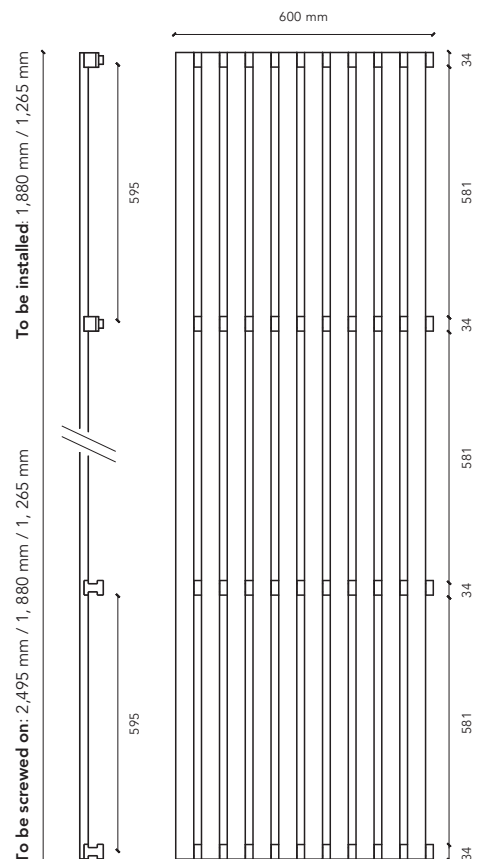
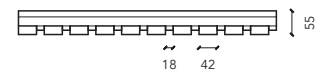
The sound absorption has been measured in accordance with standard ISO 354.



TO BE INSTALLED



TO BE SCREWED ON



Linea 4.2.4



For suspended ceiling:

- Panel **TO BE INSTALLED** on T24 frame
- Panel **TO BE SCREWED** onto metal or wooden frame

INSTALLATION:

In accordance with NF EN 13964
In accordance with DTU 58-1


For wall cladding:

- Panel **TO BE SCREWED** onto metal or wooden frame

INSTALLATION:

In accordance with NF EN 14915
In accordance with DTU 36-2

Mérignac aquatic stadium - Chabanne



© Erick Salliet



TECHNICAL SPECIFICATIONS

Panel dimensions	2,495 x 600 mm (screw-on only) 1,880 x 600 mm 1,265 x 600 mm
Slat cross-section	42 mm (front) x 20 mm (height)
Slat spacing	43.71 mm
Centre distance of slats:	85.71 mm
Black rear counter-slats	34 x 45 mm
Total thickness	55 mm
Type of wood	Silver fir, pine, oak
Area density, silver fir	6.8 kg/m ²
Area density, pine	8.9 kg/m ²
Area density, oak	10.3 kg/m ²
Openness percentage	51%

Back: rigid acoustic rockwool tiles (2.4 kg/m²), covered with black fleece finish (size: 600 x 600 mm; thickness: 20 or 22 mm).

Not supplied by Laudescher.

REACTION TO FIRE (IN ACCORDANCE WITH EN 13501-1)

Fire-retardant, Euroclass standard B-s1, d0 or B-s2, d0 depending on the type of wood and finish.

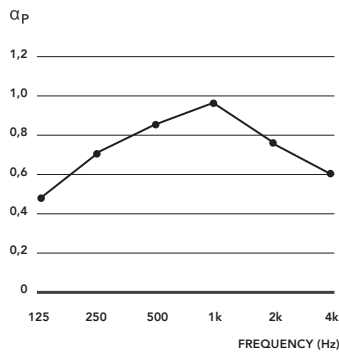
ACOUSTIC PERFORMANCE

Various items of sound absorption data (α_p , α_w , absorption class) have been calculated in accordance with standard ISO 11654 (Linea + acoustic complement).

LINEA 4.2.4 CEILING

+ 20 mm rockwool on E250 mm plenum

ACOUSTIC ABSORPTION RATING



WEIGHTED INDEX:
 $\alpha_w = 0.75$

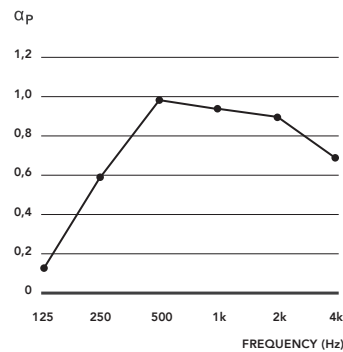
ABSORPTION CLASS:
Class C

The sound absorption has been measured in accordance with standard ISO 354.

LINEA 4.2.4 WALL

+ 20 mm rockwool on plenum E50 mm

ACOUSTIC ABSORPTION RATING



WEIGHTED INDEX:
 $\alpha_w = 0.85$

ABSORPTION CLASS:
Class B

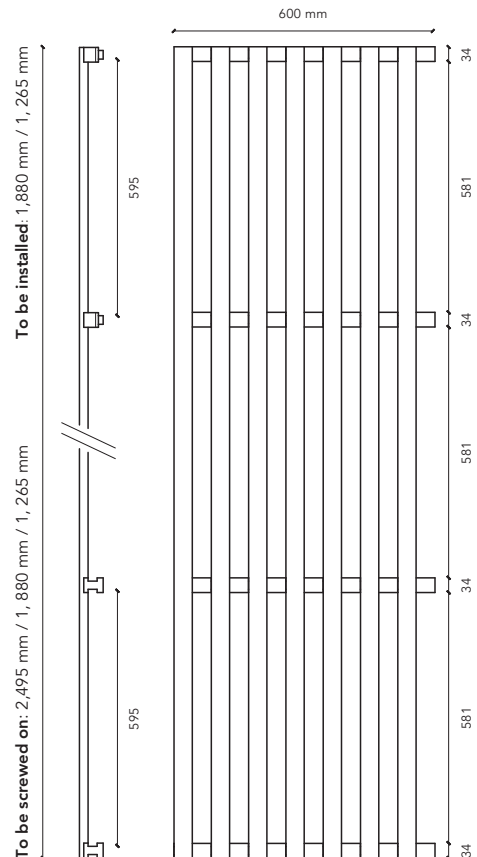
The sound absorption has been measured in accordance with standard ISO 354.



TO BE INSTALLED



TO BE SCREWED ON



Linea 9.2.1



For suspended ceiling:

- Panel **TO BE INSTALLED** on T24 frame
- Panel **TO BE SCREWED** onto metal or wooden frame

INSTALLATION:


In accordance with NF EN 13964
In accordance with DTU 58-1

For wall cladding:

- Panel **TO BE SCREWED** onto metal or wooden frame

INSTALLATION:

In accordance with NF EN 14915
In accordance with DTU 36-2





TECHNICAL SPECIFICATIONS

Panel dimensions	2,495 x 600 mm (screw-on only) 1,880 x 600 mm 1,265 x 600 mm
Slat cross-section	42 mm (front) x 20 mm (height)
Slat spacing	10 mm
Centre distance of slats:	100 mm
Black rear counter-slats	34 x 45 mm
Total thickness	60 mm
Type of wood	Silver fir, pine, oak
Area density, silver fir	11.7 kg/m ²
Area density, pine	14.3 kg/m ²
Area density, oak	16.8 kg/m ²
Openness percentage	10%

Back: rigid acoustic rockwool tiles (2.4 kg/m²), covered with black fleece finish (size: 600 x 600 mm; thickness: 20 or 22 mm).
Not supplied by Laudescher.

REACTION TO FIRE (IN ACCORDANCE WITH EN 13501-1)

Fire-retardant, Euroclass standard B-s1, d0 or B-s2, d0 depending on the type of wood and finish.

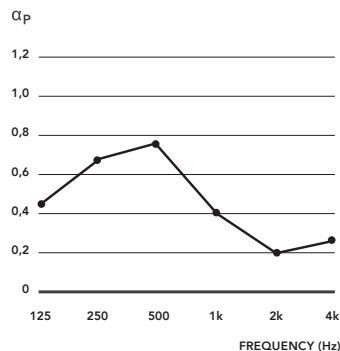
ACOUSTIC PERFORMANCE

Various items of sound absorption data (α_p , α_w , absorption class) have been calculated in accordance with standard ISO 11654 (Linea + acoustic complement).

LINEA 9.2.1 CEILING

+ 20 mm rockwool on E250mm plenum

ACOUSTIC ABSORPTION RATING



WEIGHTED INDEX:
 $\alpha_w = 0.30$

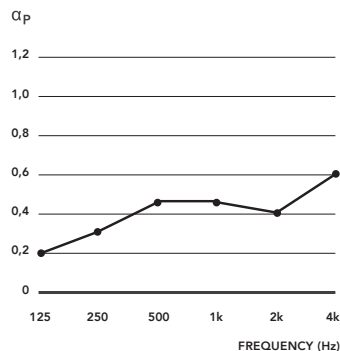
ABSORPTION CLASS:
Class D

The sound absorption has been measured in accordance with standard ISO 354.

LINEA 9.2.1 WALL

+ 20 mm rockwool on plenum E50 mm

ACOUSTIC ABSORPTION RATING



WEIGHTED INDEX:
 $\alpha_w = 0.20$

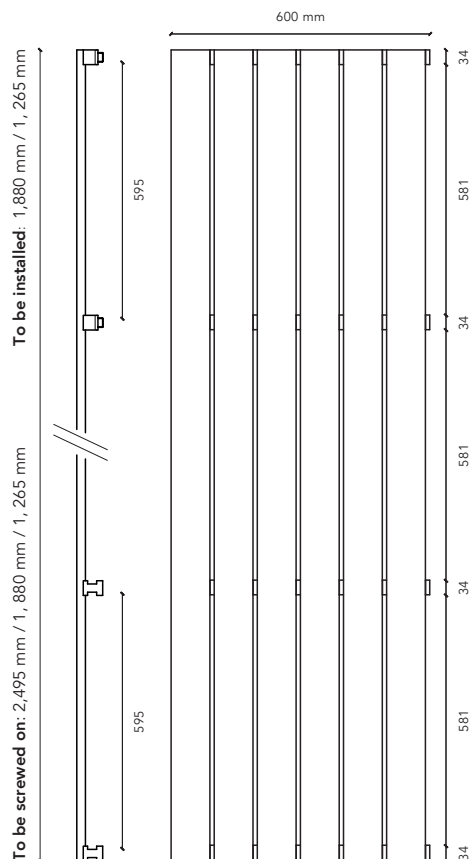
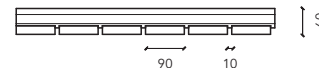
ABSORPTION CLASS:
Class E



TO BE INSTALLED



TO BE SCREWED ON



Linea 9.2.3



For suspended ceiling:

- Panel **TO BE INSTALLED** on T24 frame
- Panel **TO BE SCREWED** onto metal or wooden frame

INSTALLATION:

In accordance with NF EN 13964
In accordance with DTU 58-1


For wall cladding:

- Panel **TO BE SCREWED** onto metal or wooden frame

INSTALLATION:

In accordance with NF EN 14915
In accordance with DTU 36-2

Jules Bordet Institute, Brussels - Brunet & Saunier/Archi 2000





TECHNICAL SPECIFICATIONS

Panel dimensions	2,495 x 600 mm (screw-on only) 1,880 x 600 mm 1,265 x 600 mm
Slat cross-section	90 mm (front) x 20 mm (height)
Slat spacing	30 mm
Centre distance of slats:	120 mm
Black rear counter-slats	34 x 45 mm
Total thickness	55 mm
Type of wood	Silver fir, pine, oak
Area density, silver fir	8.9 kg/m ²
Area density, pine	12 kg/m ²
Area density, oak	14.1 kg/m ²
Openness percentage	25 %

Back: rigid acoustic rockwool tiles (2.4 kg/m²), covered with black fleece finish (size: 600 x 600 mm; thickness: 20 or 22 mm).

Not supplied by Laudescher.

REACTION TO FIRE (IN ACCORDANCE WITH EN 13501-1)

Fire-retardant, Euroclass standard B-s1, d0 or B-s2, d0 depending on the type of wood and finish.

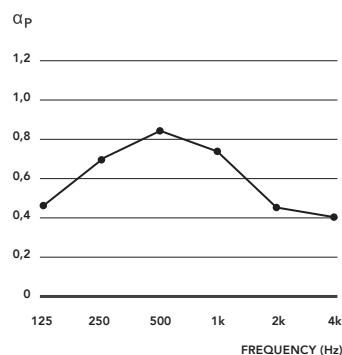
ACOUSTIC PERFORMANCE

Various items of sound absorption data (α_p , α_w , absorption class) have been calculated in accordance with standard ISO 11654 (Linea + acoustic complement).

LINEA 9.2.3 CEILING

+ 20 mm rockwool on E250mm plenum

ACOUSTIC ABSORPTION RATING



WEIGHTED INDEX:
 $\alpha_w = 0.50$

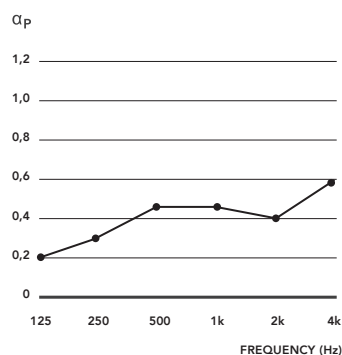
ABSORPTION CLASS:
Class B

The sound absorption has been measured in accordance with standard ISO 354.

LINEA 9.2.3 WALL

+ 20 mm rockwool on plenum E50 mm

ACOUSTIC ABSORPTION RATING



WEIGHTED INDEX:
 $\alpha_w = 0.50$

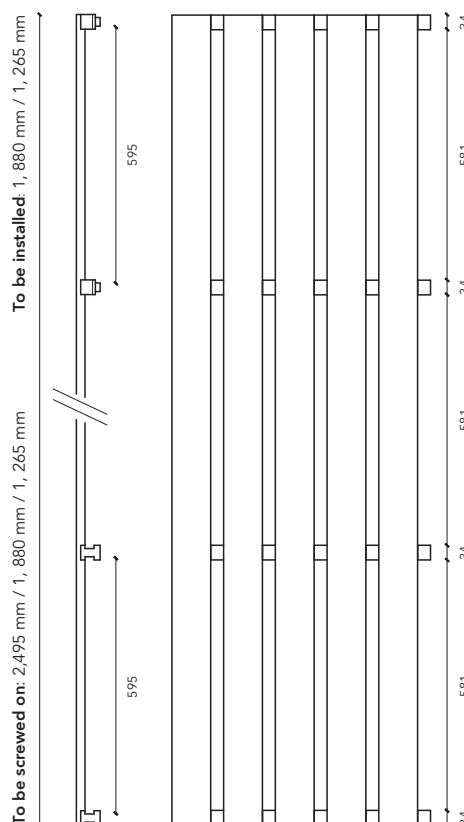
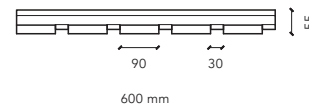
ABSORPTION CLASS:
Class D



TO BE INSTALLED



TO BE SCREWED ON



Linea 9.2.6



For suspended ceiling:

- Panel **TO BE INSTALLED** on T24 frame
- Panel **TO BE SCREWED** onto metal or wooden frame

INSTALLATION:

In accordance with NF EN 13964
In accordance with DTU 58-1

For wall cladding:

- Panel **TO BE SCREWED** onto metal or wooden frame

INSTALLATION:

In accordance with NF EN 14915
In accordance with DTU 36-2



TECHNICAL SPECIFICATIONS

Panel dimensions	2,495 x 600 mm (screw-on only) 1,880 x 600 mm 1,265 x 600 mm
Slat cross-section	90 mm (front) x 20 mm (height)
Slat spacing	60 mm
Centre distance of slats:	150 mm
Black rear counter-slats	34 x 45 mm
Total thickness	55 mm
Type of wood	Silver fir, pine, oak
Area density, silver fir	7.4 kg/m ²
Area density, pine	9.9 kg/m ²
Area density, oak	11.6 kg/m ²
Openness percentage	40%

Back: rigid acoustic rockwool tiles (2.4 kg/m²), covered with black fleece finish (size: 600 x 600 mm; thickness: 20 or 22 mm).

Not supplied by Laudescher.

REACTION TO FIRE (IN ACCORDANCE WITH EN 13501-1)

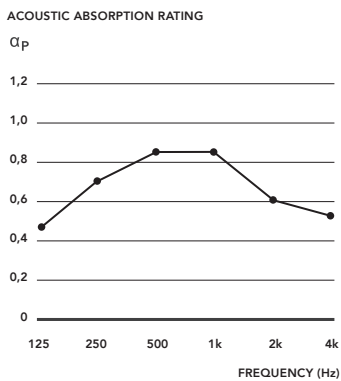
Fire-retardant, Euroclass standard B-s1, d0 or B-s2, d0 depending on the type of wood and finish.

ACOUSTIC PERFORMANCE

Various items of sound absorption data (α_p , α_w , absorption class) have been calculated in accordance with standard ISO 11654 (Linea + acoustic complement).

LINEA 9.2.6 CEILING

+ 20 mm rockwool on E250mm plenum

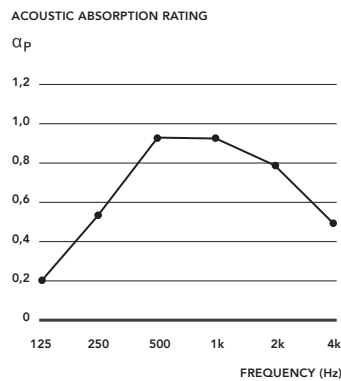


WEIGHTED INDEX: $\alpha_w = 0.65$ | ABSORPTION CLASS: **Class C**

The sound absorption has been measured in accordance with standard ISO 354.

LINEA 9.2.6 WALL

+ 20 mm rockwool on plenum E50 mm



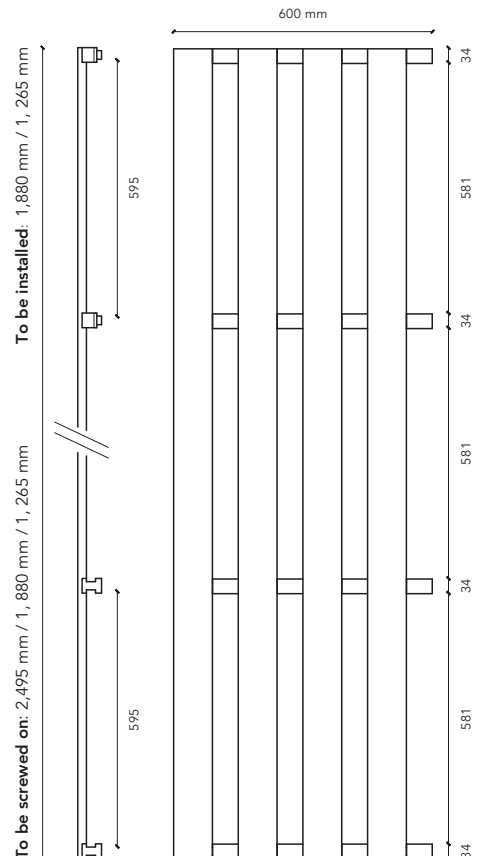
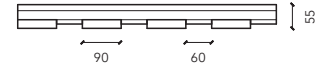
WEIGHTED INDEX: $\alpha_w = 0.70$ | ABSORPTION CLASS: **Class C**



TO BE INSTALLED



TO BE SCREWED ON



Linea 4.2.1 Lite



For suspended ceiling:

- Panel **TO BE INSTALLED** on T24 frame
- Panel **TO BE SCREWED** onto metal or wooden frame

INSTALLATION:


In accordance with NF EN 13964
In accordance with DTU 58-1

For wall cladding:

- Panel **TO BE SCREWED** onto metal or wooden frame

INSTALLATION:

In accordance with NF EN 14915
In accordance with DTU 36-2



TECHNICAL SPECIFICATIONS

Panel dimensions	1,880 x 600 mm
Slat cross-section	42 mm (front) x 20 mm (height)
Slat spacing	18 mm
Centre distance of slats:	60 mm
Black rear counter-slats	34 x 45 mm
Total thickness	55 mm
Type of wood	Silver fir, pine, oak
Area density, silver fir	6.9 kg/m ²
Area density, pine	9.1 kg/m ²
Area density, oak	10.6 kg/m ²
Openness percentage	48 %

Back: rigid acoustic rockwool tiles (2.4 kg/m²), covered with black fleece finish (size: 600 x 600 mm; thickness: 20 or 22 mm).
 Not supplied by Laudescher.

REACTION TO FIRE (IN ACCORDANCE WITH EN 13501-1)

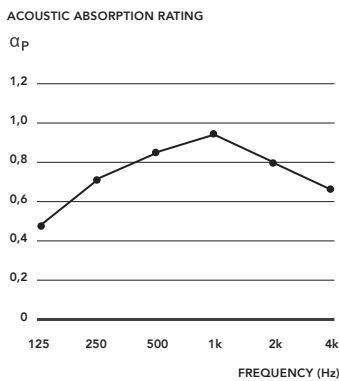
Fire-retardant, Euroclass standard B-s1, d0 or B-s2, d0 depending on the type of wood and finish.

ACOUSTIC PERFORMANCE

Various items of sound absorption data (α_p, α_w, absorption class) have been calculated in accordance with standard ISO 11654 (Linea + acoustic complement).

LINEA 4.2.1 LITE CEILING

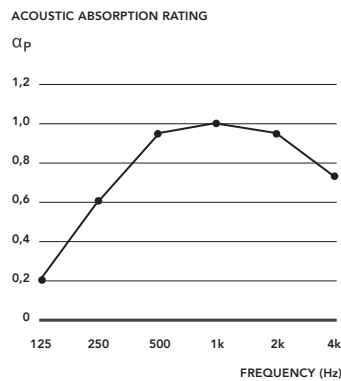
+ 20 mm rockwool on E250mm plenum



WEIGHTED INDEX: α_w = 0.80
 ABSORPTION CLASS: Class B

LINEA 4.2.1 LITE WALL

+ 20 mm rockwool on plenum E50 mm



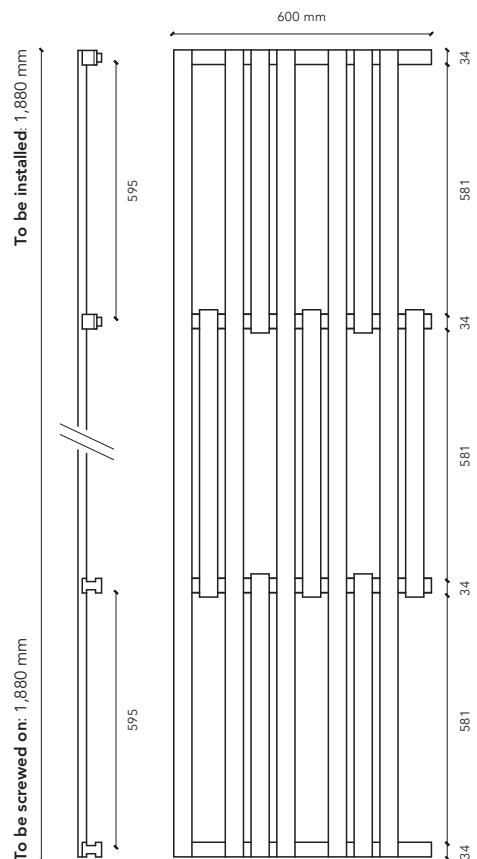
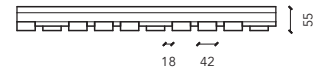
WEIGHTED INDEX: α_w = 0.85
 ABSORPTION CLASS: Class B



TO BE INSTALLED



TO BE SCREWED ON



Linea 4.2.4 Lite



For suspended ceiling:

- Panel **TO BE INSTALLED** on T24 frame
- Panel **TO BE SCREWED** onto metal or wooden frame

INSTALLATION:

In accordance with NF EN 13964
In accordance with DTU 58-1


For wall cladding:

- Panel **TO BE SCREWED** onto metal or wooden frame

INSTALLATION:

In accordance with NF EN 14915
In accordance with DTU 36-2

Somfy Group, Annecy





TECHNICAL SPECIFICATIONS

Panel dimensions	1,880 x 600 mm
Slat cross-section	42 mm (front) x 20 mm (height)
Slat spacing	43.71 mm
Centre distance of slats:	85.71 mm
Black rear counter-slats	34 x 45 mm
Total thickness	55 mm
Type of wood	Silver fir, pine, oak
Area density, silver fir	6 kg/m ²
Area density, pine	7.8 kg/m ²
Area density, oak	8.9 kg/m ²
Openness percentage	58 %

Back: rigid acoustic rockwool tiles (2.4 kg/m²), covered with black fleece finish (size: 600 x 600 mm; thickness: 20 or 22 mm).

Not supplied by Laudescher.

REACTION TO FIRE (IN ACCORDANCE WITH EN 13501-1)

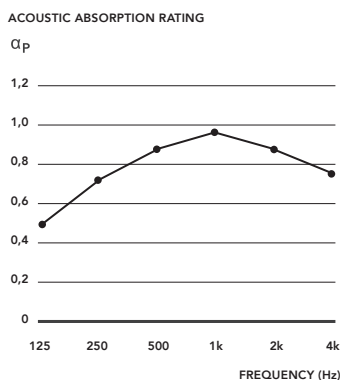
Fire-retardant, Euroclass standard B-s1, d0 or B-s2, d0 depending on the type of wood and finish.

ACOUSTIC PERFORMANCE

Various items of sound absorption data (α_p , α_w , absorption class) have been calculated in accordance with standard ISO 11654 (Linea + acoustic complement).

LINEA 4.2.4 LITE CEILING

+ 20 mm rockwool on E250mm plenum

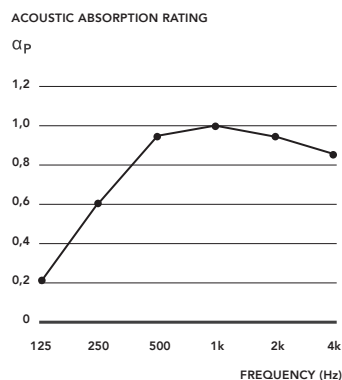


WEIGHTED INDEX:
 $\alpha_w = 0.85$

ABSORPTION CLASS:
Class B

LINEA 4.2.4 LITE WALL

+ 20 mm rockwool on plenum E50 mm



WEIGHTED INDEX:
 $\alpha_w = 0.90$

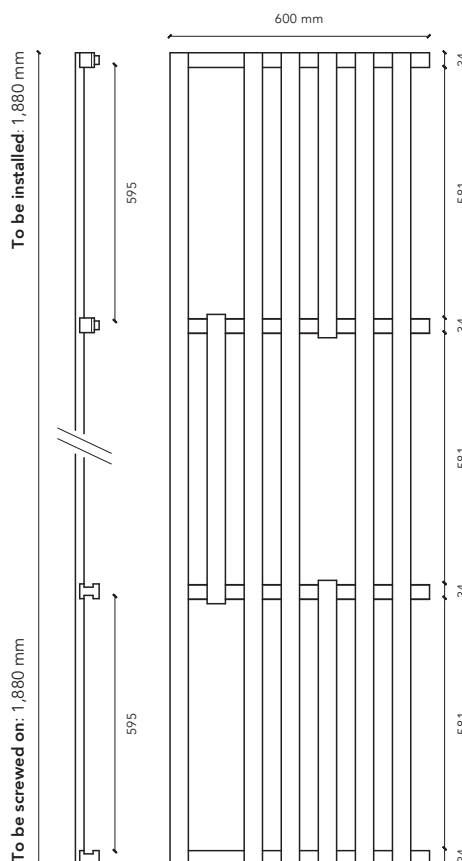
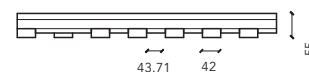
ABSORPTION CLASS:
Class A



TO BE INSTALLED



TO BE SCREWED ON



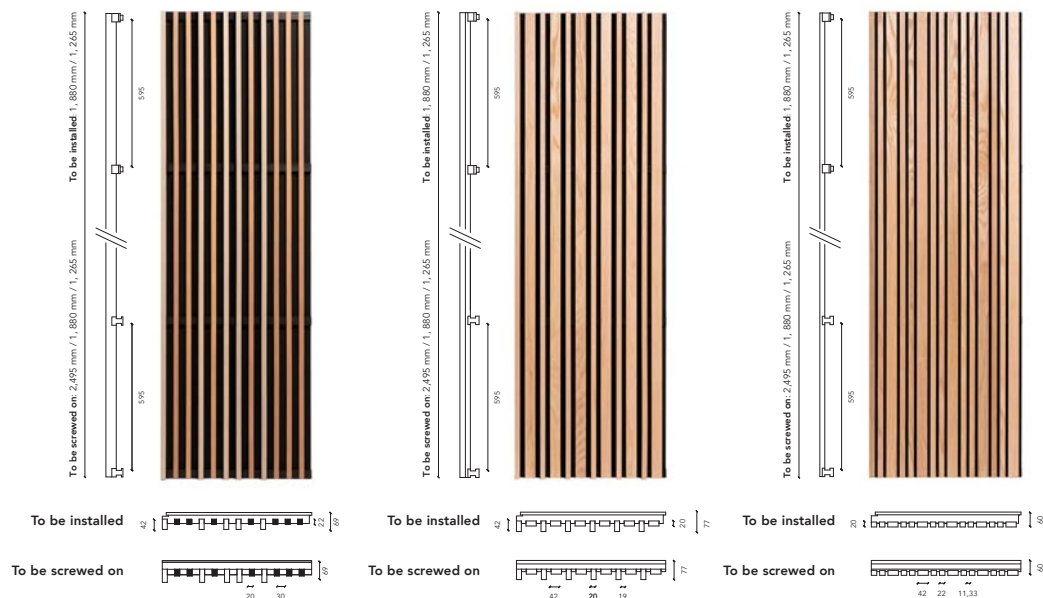




Linea Remarkable

Overview of the range	72
Linea Touch	74
Linea 42 AL	76
Linea 422 AL	78
Linea Swell	80
Linea Shape	82

The Linea Remarkable range



Linea Touch

Number of slats | 12

Linea 42 AL

12

Linea 422 AL

15

TECHNICAL SPECIFICATIONS

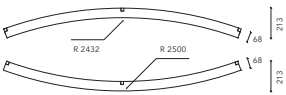
Panel dimensions	2,495 x 600 mm (screw-on only) 1,880 x 600 mm 1,265 x 600 mm	2,495 x 600 mm (screw-on only) 1,880 x 600 mm 1,265 x 600 mm	2,495 x 600 mm (screw-on only) 1,880 x 600 mm 1,265 x 600 mm
Slat cross-section	20 mm (front) x 42 mm (height) or 20 mm (front) x 22 mm (height)	42 mm (front) x 20 mm (height) or 20 mm (front) x 42 mm (height)	42 mm (front) x 20 mm (height) and 22 mm (front) x 20 mm (height)
Slat spacing	30 mm	19 mm	11.33 mm
Centre distance of slats:	/	50 mm	33.33 mm and 43.33 mm
Black rear counter-slats	34 mm (front) x 42 mm (height)	34 mm (front) x 45 mm (height)	34 mm (front) x 45 mm (height)
Total thickness	69 mm	77 mm	60 mm
Type of wood	Pine	Pine	Pine
Area density, pine	10.5 kg/m ²	13.7 kg/m ²	12 kg/m ²
Area density, oak	/	/	/
Openness percentage	60%	38%	28%

FINISH / REACTION TO FIRE (IN ACCORDANCE WITH EN 13501-1)

Fire-retardant (depending on type of wood and finish)	B-s1, d0 or B-s2, d0	B-s1, d0 or B-s2, d0	B-s1, d0 or B-s2, d0
--	----------------------	----------------------	----------------------

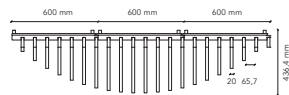
ACOUSTIC PERFORMANCE

Ceiling	Weighted index	/	$\alpha_w = 0.65$	$\alpha_w = 0.50$
	Absorption class	/	Class C	Class D
Wall	Weighted index	$\alpha_w = 0.80$	$\alpha_w = 0.75$	$\alpha_w = 0.55$
	Absorption class	Class B	Class C	Class D



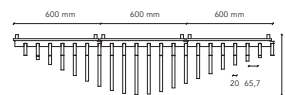
Linea Swell

10



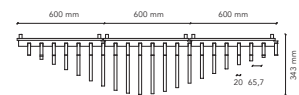
Linea Shape 1

21



Linea Shape 2

21



Linea Shape 3

21

	1,700 x 1,200 mm	1,880 x 1,800 mm i.e. 3 panels measuring 1,880 x 600 mm	1,880 x 1,800 mm i.e. 3 panels measuring 1,880 x 600 mm	1,880 x 1,800 mm i.e. 3 panels measuring 1,880 x 600 mm
	20 mm (front) x 68 mm (height)	20 mm (front) x 68 mm (height)	20 mm (front) x 68 mm (height)	20 mm (front) x 68 mm (height)
	100 mm	65.71 mm	65.71 mm	65.71 mm
	120 mm	85.71 mm	85.71 mm	85.71 mm
	20 mm (front) x 42 mm (height)	34 mm (front) x 45 mm (height)	34 mm (front) x 45 mm (height)	34 mm (front) x 45 mm (height)
	68 mm	Depending on module	Depending on module	Depending on module
	Slatted pine, slatted finger-jointed oak	Slatted pine, slatted finger-jointed oak	Slatted pine, slatted finger-jointed oak	Slatted pine, slatted finger-jointed oak
	7.9 kg/m ²	13.7 kg/m ²	13.7 kg/m ²	13.7 kg/m ²
	9.1 kg/m ²	15.5 kg/m ²	15.5 kg/m ²	15.5 kg/m ²
	83%	77%	77%	77%
	B-s2, d0	B-s1, d0 or B-s2, d0	B-s1, d0 or B-s2, d0	B-s1, d0 or B-s2, d0

	$\alpha_w = 0.95^*$	$\alpha_w = 0.80$	$\alpha_w = 0.80$	$\alpha_w = 0.80$
	Class A	Class B	Class B	Class B
	/	/	/	/
	/	/	/	/

Linea Touch



For suspended ceiling:

- Panel **TO BE INSTALLED** on T24 frame
- Panel **TO BE SCREWED** onto metal or wooden frame

INSTALLATION:

In accordance with NF EN 13964
In accordance with DTU 58-1

For wall cladding:

- Panel **TO BE SCREWED** onto metal or wooden frame

INSTALLATION:

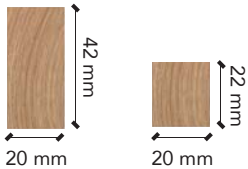
In accordance with NF EN 14915
In accordance with DTU 36-2



CREATE A UNIQUE DESIGN

Linea Touch is a range of customisable panels slat by slat.

2 slat sections



1 type of wood: pine
8 wax colour finishes (colour chart, p.110)



ONLINE CONFIGURATOR

TECHNICAL SPECIFICATIONS

Panel dimensions	2,495 x 600 mm (screw-on only) 1,880 x 600 mm 1,265 x 600 mm
Slat spacing	30 mm
Black rear counter-slats	34 x 45 mm
Total thickness	69 mm
Type of wood	Pine
Area density, pine	10.5 kg/m ²
Openness percentage	60%

Back: rigid acoustic rockwool tiles (2.4 kg/m²), covered with black fleece finish (size: 600 x 600 mm; thickness: 20 or 22 mm).

Not supplied by Laudescher.

REACTION TO FIRE (IN ACCORDANCE WITH EN 13501-1)

Fire-retardant, Euroclass standard B-s1, d0 or B-s2, d0 depending on the type of wood and finish.

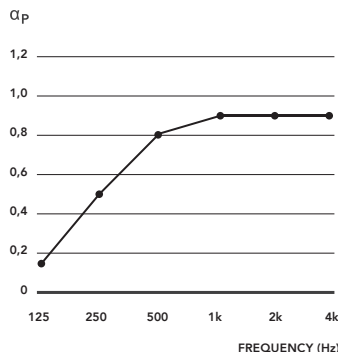
ACOUSTIC PERFORMANCE

Various items of sound absorption data (α_p , α_w , absorption class) have been calculated in accordance with standard ISO 11654 (Linea + acoustic complement).

LINEA TOUCH WALL

+ 20 mm rockwool on E50 mm plenum

ACOUSTIC ABSORPTION RATING



WEIGHTED INDEX:
 $\alpha_w = 0.80$

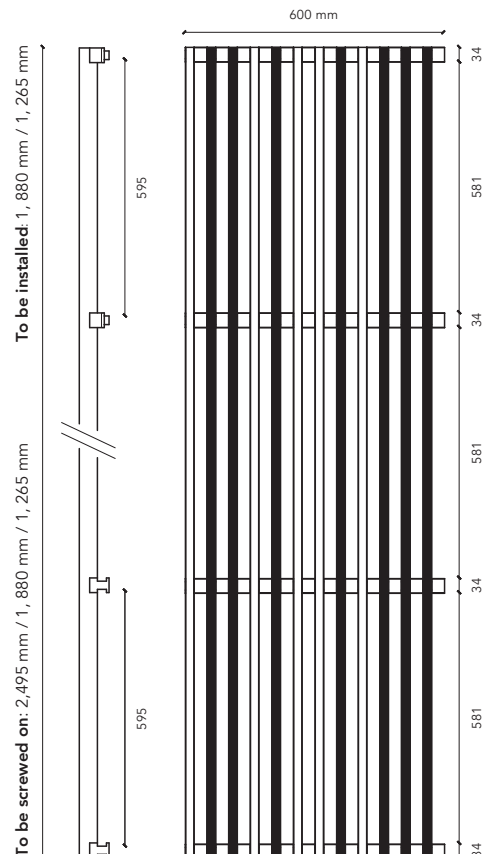
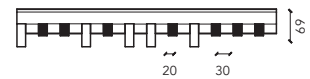
ABSORPTION CLASS:
Class B



TO BE INSTALLED



TO BE SCREWED ON



Linea Remarkable

Linea

Linea 42 AL



For suspended ceiling:

- Panel **TO BE INSTALLED** on T24 frame
- Panel **TO BE SCREWED** onto metal or wooden frame

INSTALLATION:

In accordance with NF EN 13964
In accordance with DTU 58-1

For wall cladding:

- Panel **TO BE SCREWED** onto metal or wooden frame

INSTALLATION:

In accordance with NF EN 14915
In accordance with DTU 36-2



TECHNICAL SPECIFICATIONS

Panel dimensions	2,495 x 600 mm (screw-on only) 1,880 x 600 mm 1,265 x 600 mm
Slat cross-section	42 mm (front) x 20 mm (height) 20 mm (front) x 42 mm (height)
Slat spacing	19 mm
Centre distance of slats:	50 mm
Black rear counter-slats	34 x 45 mm
Total thickness	77 mm
Type of wood	Pine
Area density, pine	13.7 kg/m ²
Openness percentage	38%

Back: rigid acoustic rockwool tiles (2.4 kg/m²), covered with black fleece finish (size: 600 x 600 mm; thickness: 20 or 22 mm).

Not supplied by Laudescher.

REACTION TO FIRE (IN ACCORDANCE WITH EN 13501-1)

Fire-retardant, Euroclass standard B-s1, d0 or B-s2, d0 depending on the type of wood and finish.

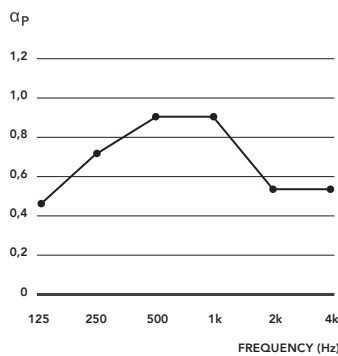
ACOUSTIC PERFORMANCE

Various items of sound absorption data (α_p , α_w , absorption class) have been calculated in accordance with standard ISO 11654 (Linea + acoustic complement).

LINEA 42 AL CEILING

+ 20 mm rockwool on E250mm plenum

ACOUSTIC ABSORPTION RATING



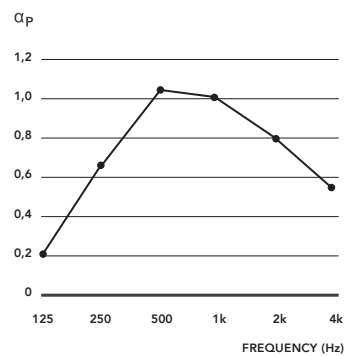
WEIGHTED INDEX:
 $\alpha_w = 0.65$

ABSORPTION CLASS:
Class C

LINEA 42 AL WALL

+ 20 mm rockwool on plenum E50 mm

ACOUSTIC ABSORPTION RATING

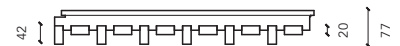


WEIGHTED INDEX:
 $\alpha_w = 0.75$

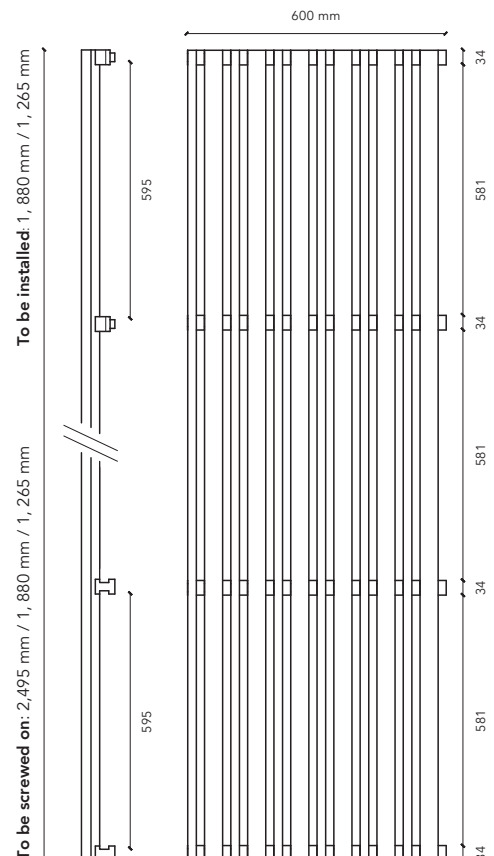
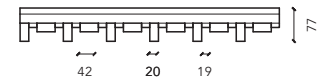
ABSORPTION CLASS:
Class C



TO BE INSTALLED



TO BE SCREWED ON



Linea 422 AL



For suspended ceiling:

- Panel **TO BE INSTALLED** on T24 frame
- Panel **TO BE SCREWED** onto metal or wooden frame

INSTALLATION:


In accordance with NF EN 13964
In accordance with DTU 58-1

For wall cladding:

- Panel **TO BE SCREWED** onto metal or wooden frame

INSTALLATION:

In accordance with NF EN 14915
In accordance with DTU 36-2





TECHNICAL SPECIFICATIONS

Panel dimensions	2,495 x 600 mm (screw-on only) 1,880 x 600 mm 1,265 x 600 mm
Slat cross-section	42 mm (front) x 20 mm (height) 22 mm (front) x 20 mm (height)
Slat spacing	11.33 mm
Centre distance of slats:	33.33 mm and 43.33 mm
Black rear counter-slats	34 x 45 mm
Total thickness	60 mm
Type of wood	Pine
Area density, pine	11.9 kg/m ²
Openness percentage	28%

Back: rigid acoustic rockwool tiles (2.4 kg/m²), covered with black fleece finish (size: 600 x 600 mm; thickness: 20 or 22 mm).
Not supplied by Laudescher.

REACTION TO FIRE (IN ACCORDANCE WITH EN 13501-1)

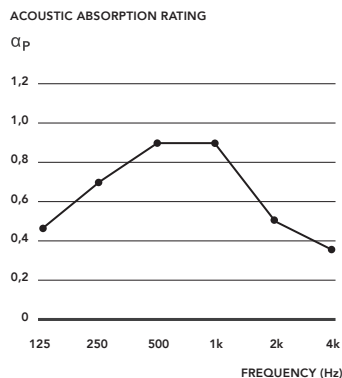
Fire-retardant, Euroclass standard B-s1, d0 or B-s2, d0 depending on the type of wood and finish.

ACOUSTIC PERFORMANCE

Various items of sound absorption data (α_p , α_w , absorption class) have been calculated in accordance with standard ISO 11654 (Linea + acoustic complement).

LINEA 422 AL CEILING

+ 20 mm rockwool on E250mm plenum

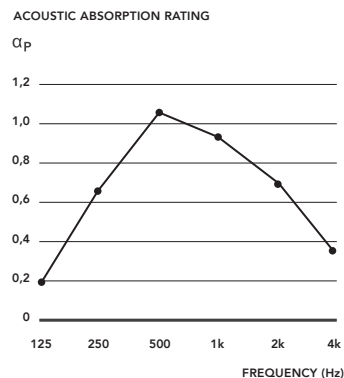


WEIGHTED INDEX:
 $\alpha_w = 0.50$

ABSORPTION CLASS:
Class D

LINEA 422 AL WALL

+ 20 mm rockwool on plenum E50 mm

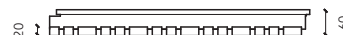


WEIGHTED INDEX:
 $\alpha_w = 0.55$

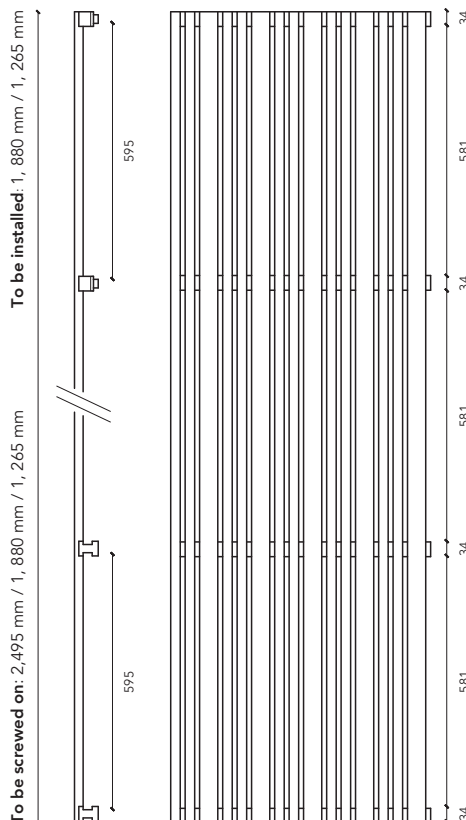
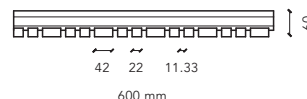
ABSORPTION CLASS:
Class D



TO BE INSTALLED



TO BE SCREWED ON



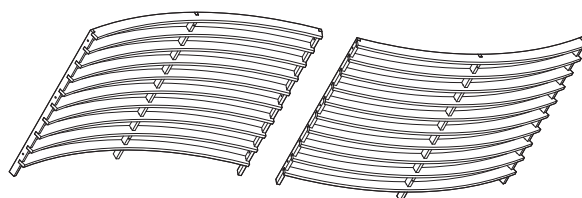
Linea Swell



For suspended ceiling:

- Panel **TO BE MOUNTED**
by means of suspension from threaded rods

INSTALLATION:
In accordance with NF EN 13964
In accordance with DTU 58-1



Concave and convex modules can be combined
to form undulations.



TECHNICAL SPECIFICATIONS

Panel dimensions	1,720 x 1,200 mm
Slat cross-section	20 mm (front) x 68 mm (height)
Slat spacing	100 mm
Centre distance of slats:	120 mm
Black rear counter-slats	20 x 42 mm
Total thickness	68 mm
Type of wood	Slatted pine, slatted finger-jointed oak
Area density, pine	7.9 kg/m ²
Area density, oak	9.1 kg/m ²
Openness percentage	83%

Rear: LAU 301 fabric
Acoustic version with LAU 301 fabric and 45 mm thick rockwool
Rockwool not supplied by Laudescher

REACTION TO FIRE (IN ACCORDANCE WITH EN 13501-1)

Fire-retardant, Euroclass standard B-s1, d0 or B-s2, d0 depending on the type of wood and finish.

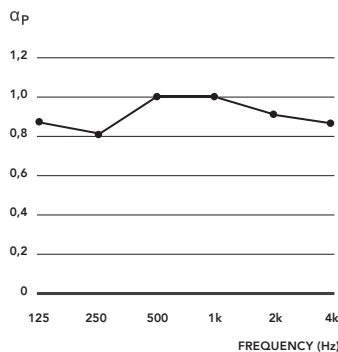
ACOUSTIC PERFORMANCE

Various items of sound absorption data (α_p , α_w , absorption class) have been calculated in accordance with standard ISO 11654 (Linea + acoustic complement).

LINEA SWELL CEILING

+ LAU 301 + LR 45 mm
on E400 mm plenum

ACOUSTIC ABSORPTION RATING



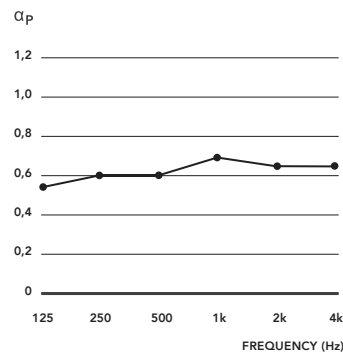
WEIGHTED INDEX: $\alpha_w = 0.95$ | ABSORPTION CLASS: **Class A**

The sound absorption has been measured in accordance with standard ISO 354.

LINEA SWELL CEILING

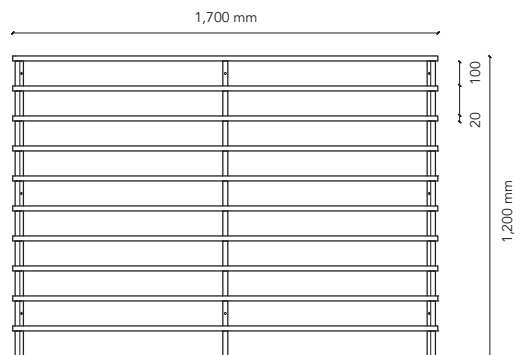
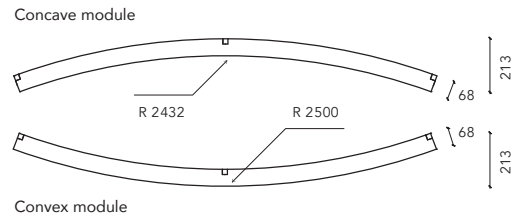

+ LAU 301
on E400 mm plenum

ACOUSTIC ABSORPTION RATING




WEIGHTED INDEX: $\alpha_w = 0.65$ | ABSORPTION CLASS: **Class C**

The sound absorption has been measured in accordance with standard ISO 354.



Linea Shape



For suspended ceiling:

- Panel **TO BE INSTALLED** on T24 frame

INSTALLATION:

In accordance with NF EN 13964

In accordance with DTU 58-1

Icade Pulse, Ile de France - BFV



© Alfred Cromback



SHAPE 1



SHAPE 2



SHAPE 3

TECHNICAL SPECIFICATIONS

Module dimensions	1,880 x 1,800 mm I.e. 3 panels measuring 1,880 x 600 mm
Slat cross-section	20 mm (front) x 68 mm (height)
Slat spacing	65.71 mm
Centre distance of slats:	85.71 mm
Black rear counter-slats	34 x 45 mm
Total thickness	Depending on module
Type of wood	Slatted pine, slatted finger-jointed oak
Area density, pine	13.7 kg/m ²
Area density, oak	15.5 kg/m ²
Openness percentage	77%

Back: rigid acoustic rockwool tiles (2.4 kg/m²), covered with black fleece finish (size: 600 x 600 mm; thickness: 20 or 22 mm).
Not supplied by Laudescher.

REACTION TO FIRE (IN ACCORDANCE WITH EN 13501-1)

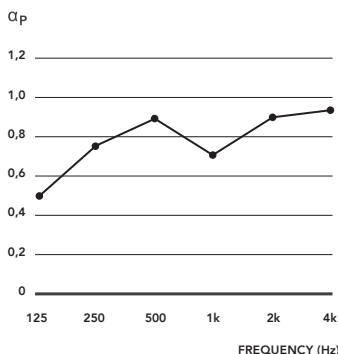
Fire-retardant, Euroclass standard B-s1, d0 or B-s2, d0 depending on the type of wood and finish.

ACOUSTIC PERFORMANCE

Various items of sound absorption data (α_p , α_w , absorption class) have been calculated in accordance with standard ISO 11654 (Linea + acoustic complement).

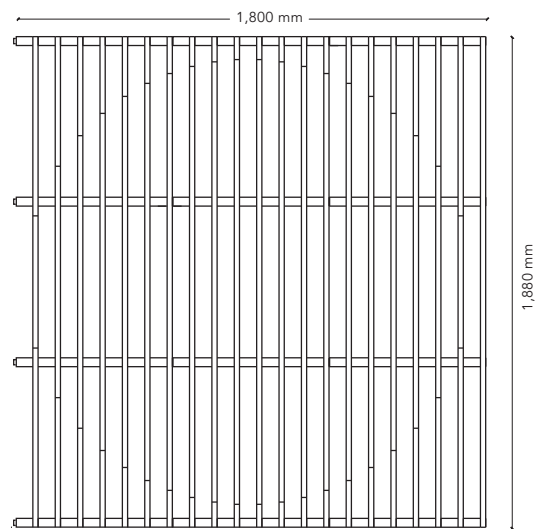
LINEA SHAPE CEILING + 20 mm rock on E250 mm plenum

ACOUSTIC ABSORPTION RATING

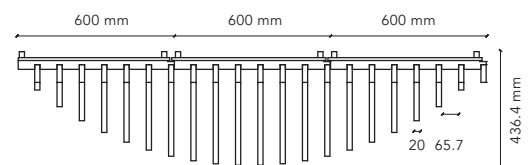


WEIGHTED INDEX:
 $\alpha_w = 0.80$

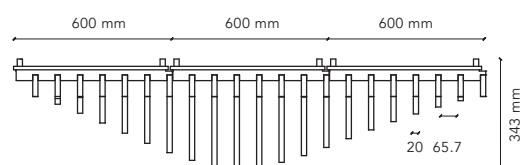
ABSORPTION CLASS:
Class B



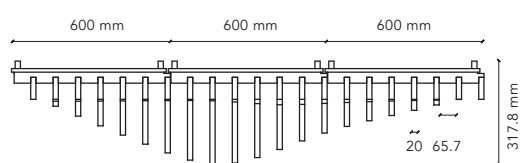
SHAPE 1



SHAPE 2




SHAPE 3





Champagne Vilmart house

Product: Linea Scale, type of wood: pine, finish: grey wax color
Architect: APRIM Architecture



Linea 3D



Linea 3D




Overview of the range	86
Linea Edge	88
Linea Pix	90
Linea Scale	92
Linea Bamboo	94
Linea Bamboo Wave	96
Linea Jungle	98

© APRIM Architecture

Linea

The Linea 3D range



Linea Edge

Number of slats | 8

Linea Pix

8

Linea Scale

8

TECHNICAL SPECIFICATIONS

Panel dimensions	2,495 x 600 mm (screw-on only) 1,880 x 600 mm 1,265 x 600 mm	2,495 x 600 mm (screw-on only) 1,880 x 600 mm 1,265 x 600 mm	2,495 x 600 mm (screw-on only) 1,880 x 600 mm 1,265 x 600 mm
Slat cross-section	40 mm (front) x 40 mm (height)	40 mm (front) x 40 mm (height)	40 mm (front) x 40 mm (height)
Slat spacing	35 mm	35 mm	35 mm
Centre distance of slats:	75 mm	75 mm	75 mm
Black rear counter-slats	34 mm (front) x 45 mm (height)	34 mm (front) x 45 mm (height)	34 mm (front) x 45 mm (height)
Total thickness	75 mm	67 mm	67 mm
Type of wood	Pine, oak	Pine, oak	Pine, oak
Area density (pine)	10.6 kg/m ²	11.7 kg/m ²	13.2 kg/m ²
Area density (oak)	12.2 kg/m ²	13.5 kg/m ²	15.2 kg/m ²
Openness percentage	47%	47%	47%

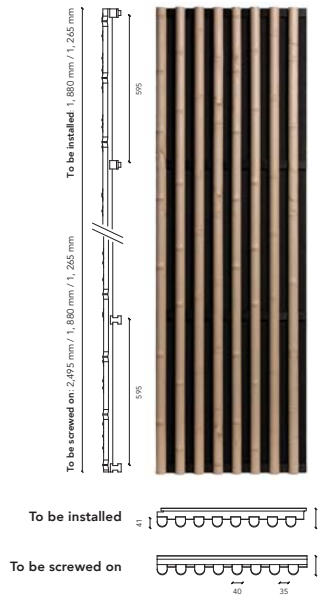


FINISH / REACTION TO FIRE (IN ACCORDANCE WITH EN 13501-1)

Fire-retardant (depending on type of wood and finish)	B-s1, d0 or B-s2, d0	B-s1, d0 or B-s2, d0	B-s1, d0 or B-s2, d0
--	----------------------	----------------------	----------------------

ACOUSTIC PERFORMANCE

Ceiling	Weighted index	$\alpha_w = 0.70$	$\alpha_w = 0.75$	$\alpha_w = 0.75$
	Absorption class	Class C	Class C	Class C
Wall	Weighted index	$\alpha_w = 0.80$	$\alpha_w = 0.85$	$\alpha_w = 0.80^*$
	Absorption class	Class B	Class B	Class B

* The sound absorption of these products has been measured in accordance with standard ISO 354.



Linea Bamboo

8

Linea Bamboo Wave

8

Linea Jungle

8

	2,495 x 600 mm (screw-on only) 1,880 x 600 mm 1,265 x 600 mm	2,495 x 600 mm (screw-on only) 1,880 x 600 mm 1,265 x 600 mm	2,495 x 600 mm (screw-on only) 1,880 x 600 mm 1,265 x 600 mm
	40 mm (front) x 40 mm (height)	40 mm (front) x 56 mm (height)	40 mm (front) x 41 mm (height)
	35 mm	35 mm	35 mm
	75 mm	75 mm	75 mm
	34 mm (front) x 45 mm (height)	34 mm (front) x 45 mm (height)	34 mm (front) x 45 mm (height)
	75 mm	91 mm	76 mm
	Pine, oak	Pine, oak	Pine, oak
	13.2 kg/m ²	15.9 kg/m ²	12.5 kg/m ²
	15.2 kg/m ²	18.3 kg/m ²	14.4 kg/m ²
	47%	47%	47%

B-s1, d0 or B-s2, d0

B-s1, d0 or B-s2, d0

B-s1, d0 or B-s2, d0

$\alpha_w = 0.70$

Class C

$\alpha_w = 0.85$

Class B

$\alpha_w = 0.65$

Class C

$\alpha_w = 0.85$

Class B

$\alpha_w = 0.70$

Class C

$\alpha_w = 0.85$

Class B



Linea Edge



For suspended ceiling:

- Panel **TO BE INSTALLED** on T24 frame
- Panel **TO BE SCREWED** onto metal or wooden frame

INSTALLATION:

In accordance with NF EN 13964
In accordance with DTU 58-1

For wall cladding:

- Panel **TO BE SCREWED** onto metal or wooden frame

INSTALLATION:

In accordance with NF EN 14915
In accordance with DTU 36-2

Jules Bordet Institute, Brussels - Brunet & Saunier/Archi 2000



© Georges De Kinder

TECHNICAL SPECIFICATIONS

Panel dimensions	2,495 x 600 mm (screw-on only) 1,880 x 600 mm 1265 x 600 mm
Slat cross-section	40 mm (front) x 40 mm (height)
Slat spacing	35 mm
Centre distance of slats:	75 mm
Black rear counter-slats	34 x 45 mm
Total thickness	75 mm
Type of wood	Pine, oak
Area density, pine	10.6 kg/m ²
Area density, oak	12.2 kg/m ²
Openness percentage	47%

Back: rigid acoustic rockwool tiles (2.4 kg/m²), covered with black fleece finish (size: 600 x 600 mm; thickness: 20 or 22 mm).

Not supplied by Laudescher.

REACTION TO FIRE (IN ACCORDANCE WITH EN 13501-1)

Fire-retardant, Euroclass standard B-s1, d0 or B-s2, d0 depending on the type of wood and finish.

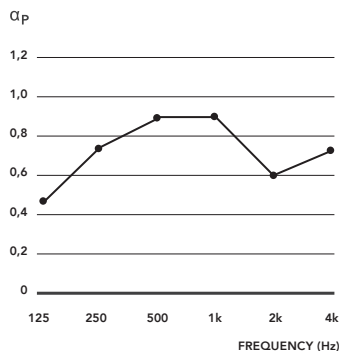
ACOUSTIC PERFORMANCE

Various items of sound absorption data (α_p , α_w , absorption class) have been calculated in accordance with standard ISO 11654 (Linea + acoustic complement).

LINEA EDGE CEILING

+ 20 mm rockwool on E250mm plenum

ACOUSTIC ABSORPTION RATING



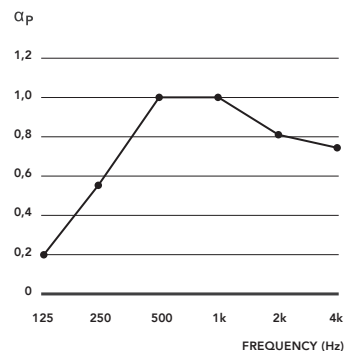
WEIGHTED INDEX:
 $\alpha_w = 0.70$

ABSORPTION CLASS:
Class C

LINEA EDGE WALL


+ 20 mm rockwool on plenum E50 mm

ACOUSTIC ABSORPTION RATING

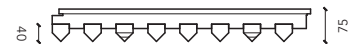


WEIGHTED INDEX:
 $\alpha_w = 0.80$

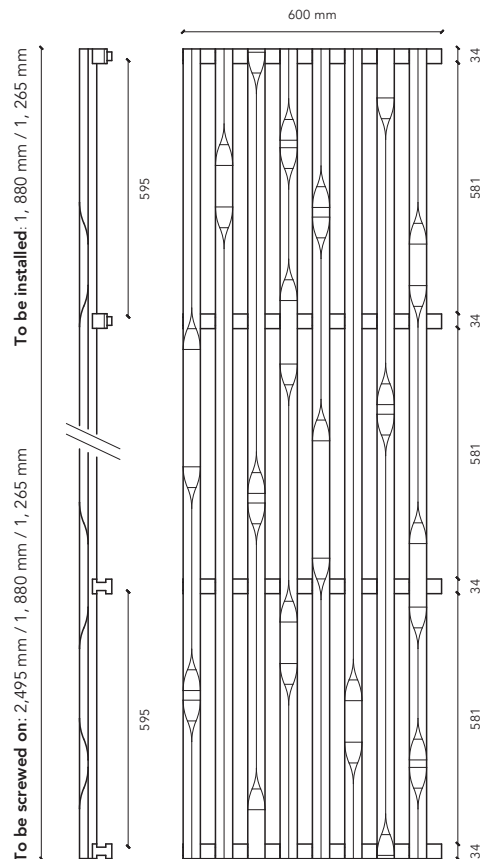
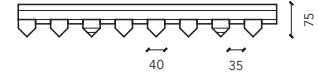
ABSORPTION CLASS:
Class B



TO BE INSTALLED



TO BE SCREWED ON



To be installed: 1, 880 mm / 1, 265 mm

To be screwed on: 2,495 mm / 1, 880 mm / 1, 265 mm



Linea Pix



For suspended ceiling:

- Panel **TO BE INSTALLED** on T24 frame
- Panel **TO BE SCREWED** onto metal or wooden frame

INSTALLATION:

In accordance with NF EN 13964
In accordance with DTU 58-1


For wall cladding:

- Panel **TO BE SCREWED** onto metal or wooden frame

INSTALLATION:

In accordance with NF EN 14915
In accordance with DTU 36-2

Claracq Gallo-Roman Museum - DESPRE Architectes



© Xavier Dumoulin

TECHNICAL SPECIFICATIONS

Panel dimensions	2,495 x 600 mm (screw-on only) 1,880 x 600 mm 1265 x 600 mm
Slat cross-section	40 mm (front) x 40 mm (height)
Slat spacing	35 mm
Centre distance of slats:	75 mm
Black rear counter-slats	34 x 45 mm
Total thickness	67 mm
Type of wood	Pine, oak
Area density, pine	11.7 kg/m ²
Area density, oak	13.5 kg/m ²
Openness percentage	47%

Back: rigid acoustic rockwool tiles (2.4 kg/m²), covered with black fleece finish (size: 600 x 600 mm; thickness: 20 or 22 mm).

Not supplied by Laudescher.

REACTION TO FIRE (IN ACCORDANCE WITH EN 13501-1)

Fire-retardant, Euroclass standard B-s1, d0 or B-s2, d0 depending on the type of wood and finish.

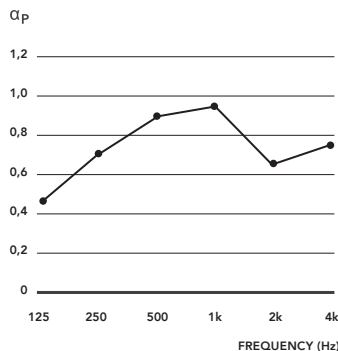
ACOUSTIC PERFORMANCE

Various items of sound absorption data (α_p , α_w , absorption class) have been calculated in accordance with standard ISO 11654 (Linea + acoustic complement).

LINEA PIX CEILING

+ 20 mm rockwool on E250mm plenum

ACOUSTIC ABSORPTION RATING



WEIGHTED INDEX:
 $\alpha_w = 0.75$

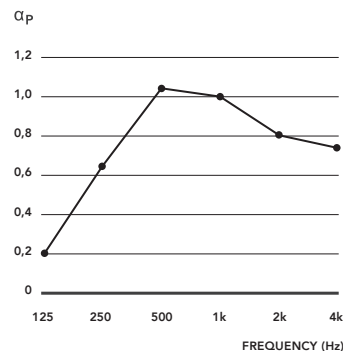
ABSORPTION CLASS:
Class C

The sound absorption has been measured in accordance with standard ISO 354.

LINEA PIX WALL

+ 20 mm rockwool on E50mm plenum

ACOUSTIC ABSORPTION RATING



WEIGHTED INDEX:
 $\alpha_w = 0.85$

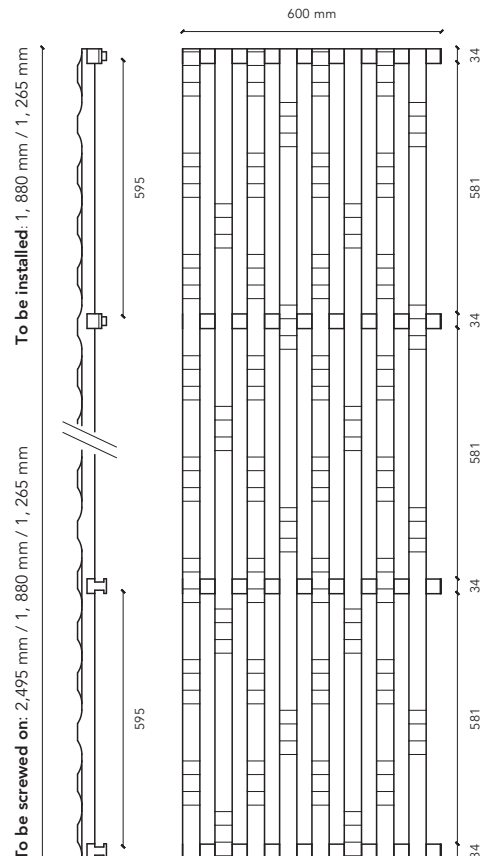
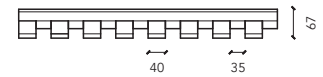
ABSORPTION CLASS:
Class B



TO BE INSTALLED



TO BE SCREWED ON



Linea 3D

Linea

Linea Scale



For suspended ceiling:

- Panel **TO BE INSTALLED** on T24 frame
- Panel **TO BE SCREWED** onto metal or wooden frame

INSTALLATION:

In accordance with NF EN 13964
In accordance with DTU 58-1


For wall cladding:

- Panel **TO BE SCREWED** onto metal or wooden frame

INSTALLATION:

In accordance with NF EN 14915
In accordance with DTU 36-2

Champagne Vilmart house - APRIM Architecture



TECHNICAL SPECIFICATIONS

Panel dimensions	2,495 x 600 mm (screw-on only) 1,880 x 600 mm 1265 x 600 mm
Slat cross-section	40 mm (front) x 40 mm (height)
Slat spacing	35 mm
Centre distance of slats:	75 mm
Black rear counter-slats	34 x 45 mm
Total thickness	67 mm
Type of wood	Pine, oak
Area density, pine	13.2 kg/m ²
Area density, oak	15.2 kg/m ²
Openness percentage	47%

Back: rigid acoustic rockwool tiles (2.4 kg/m²), covered with black fleece finish (size: 600 x 600 mm; thickness: 20 or 22 mm).

Not supplied by Laudescher.

REACTION TO FIRE (IN ACCORDANCE WITH EN 13501-1)

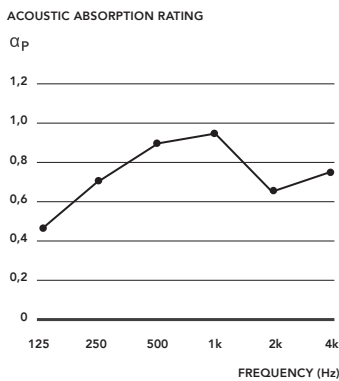
Fire-retardant, Euroclass standard B-s1, d0 or B-s2, d0 depending on the type of wood and finish.

ACOUSTIC PERFORMANCE

Various items of sound absorption data (α_p , α_w , absorption class) have been calculated in accordance with standard ISO 11654 (Linea + acoustic complement).

LINEA SCALE CEILING

+ 20 mm rockwool on E250 mm plenum

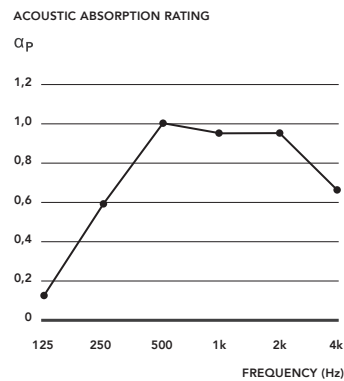


WEIGHTED INDEX:
 $\alpha_w = 0.75$

ABSORPTION CLASS:
Class C

LINEA SCALE WALL


+ 20 mm rockwool on E50 mm plenum



WEIGHTED INDEX:
 $\alpha_w = 0.80$

ABSORPTION CLASS:
Class B

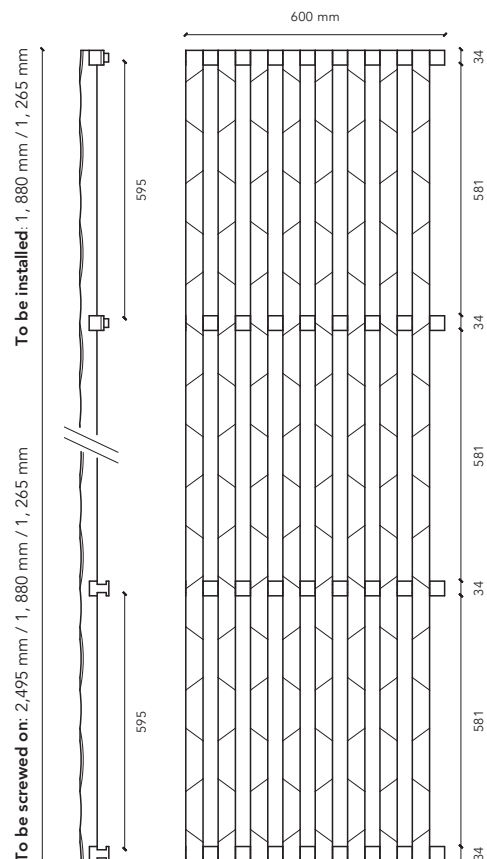
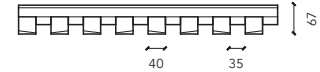
The sound absorption has been measured in accordance with standard ISO 354.




TO BE INSTALLED



TO BE SCREWED ON



Linea Bamboo



For suspended ceiling:

- Panel **TO BE INSTALLED** on T24 frame
- Panel **TO BE SCREWED** onto metal or wooden frame

INSTALLATION:


In accordance with NF EN 13964
In accordance with DTU 58-1

For wall cladding:

- Panel **TO BE SCREWED** onto metal or wooden frame

INSTALLATION:

In accordance with NF EN 14915
In accordance with DTU 36-2



TECHNICAL SPECIFICATIONS

Panel dimensions	2,495 x 600 mm (screw-on only) 1,880 x 600 mm 1,265 x 600 mm
Slat cross-section	40 mm (front) x 40 mm (height)
Slat spacing	35 mm
Centre distance of slats:	75 mm
Black rear counter-slats	34 x 45 mm
Total thickness	75 mm
Type of wood	Pine, oak
Area density, pine	13.2 kg/m ²
Area density, oak	15.2 kg/m ²
Openness percentage	47%

Back: rigid acoustic rockwool tiles (2.4 kg/m²), covered with black fleece finish (size: 600 x 600 mm; thickness: 20 or 22 mm).

Not supplied by Laudescher.

REACTION TO FIRE (IN ACCORDANCE WITH EN 13501-1)

Fire-retardant, Euroclass standard B-s1, d0 or B-s2, d0 depending on the type of wood and finish.

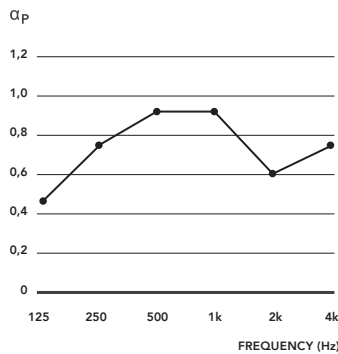
ACOUSTIC PERFORMANCE

Various items of sound absorption data (α_p , α_w , absorption class) have been calculated in accordance with standard ISO 11654 (Linea + acoustic complement).

LINEA BAMBOO CEILING

+ 20 mm rockwool on E250mm plenum

ACOUSTIC ABSORPTION RATING



WEIGHTED INDEX:
 $\alpha_w = 0.70$

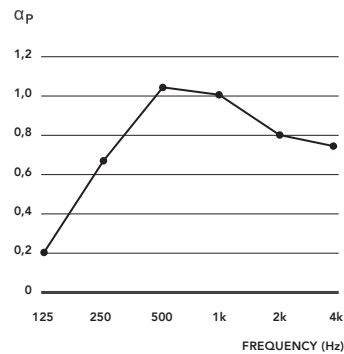
ABSORPTION CLASS:
Class C

The sound absorption has been measured in accordance with standard ISO 354.

LINEA BAMBOO WALL

+ 20 mm rockwool on E50mm plenum

ACOUSTIC ABSORPTION RATING



WEIGHTED INDEX:
 $\alpha_w = 0.85$

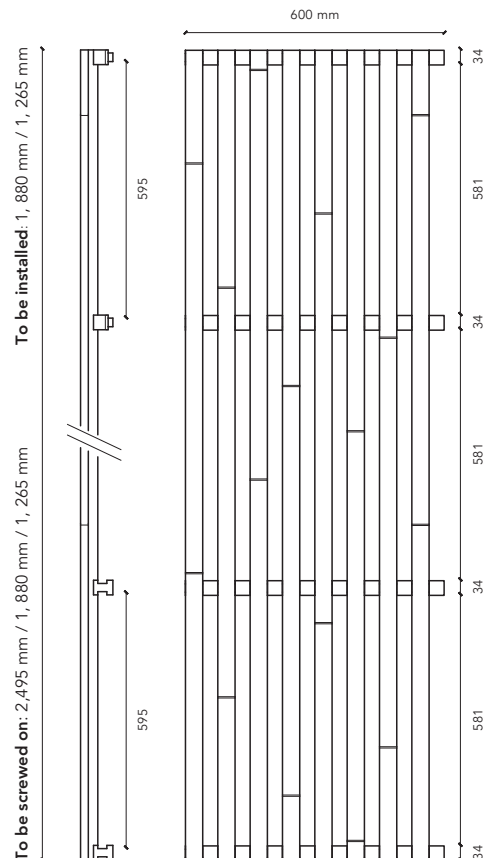
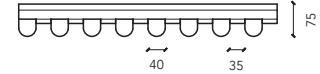
ABSORPTION CLASS:
Class B



TO BE INSTALLED



TO BE SCREWED ON



Linea Bamboo Wave



For suspended ceiling:

- Panel **TO BE INSTALLED** on T24 frame
- Panel **TO BE SCREWED** onto metal or wooden frame

INSTALLATION:


In accordance with NF EN 13964
In accordance with DTU 58-1

For wall cladding:

- Panel **TO BE SCREWED** onto metal or wooden frame

INSTALLATION:

In accordance with NF EN 14915
In accordance with DTU 36-2



TECHNICAL SPECIFICATIONS

Panel dimensions	2,495 x 600 mm (screw-on only) 1,880 x 600 mm 1265 x 600 mm
Slat cross-section	40 mm (front) x 56 mm (height)
Slat spacing	35 mm
Centre distance of slats:	75 mm
Black rear counter-slats	34 x 45 mm
Total thickness	91 mm
Type of wood	Pine, oak
Area density, pine	15.9 kg/m ²
Area density, oak	18.3 kg/m ²
Openness percentage	47%

Back: rigid acoustic rockwool tiles (2.4 kg/m²), covered with black fleece finish (size: 600 x 600 mm; thickness: 20 or 22 mm).

Not supplied by Laudescher.

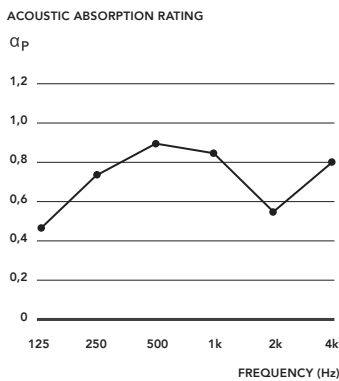
REACTION TO FIRE (IN ACCORDANCE WITH EN 13501-1)

Fire-retardant, Euroclass standard B-s1, d0 or B-s2, d0 depending on the type of wood and finish.

ACOUSTIC PERFORMANCE

Various items of sound absorption data (α_p , α_w , absorption class) have been calculated in accordance with standard ISO 11654 (Linea + acoustic complement).

LINEA BAMBOO WAVE CEILING + 20 mm rockwool on E250mm plenum

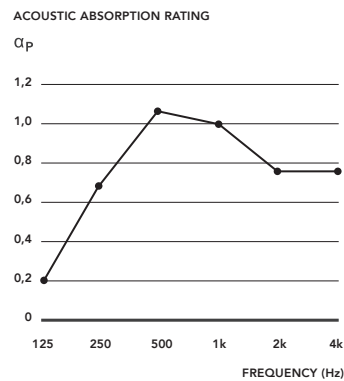


WEIGHTED INDEX:
 $\alpha_w = 0.65$

ABSORPTION CLASS:
Class C

The sound absorption has been measured in accordance with standard ISO 354.

LINEA BAMBOO WAVE WALL + 20 mm rockwool on E50mm plenum

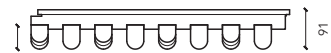


WEIGHTED INDEX:
 $\alpha_w = 0.85$

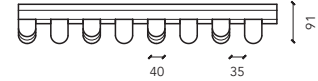
ABSORPTION CLASS:
Class B



TO BE INSTALLED

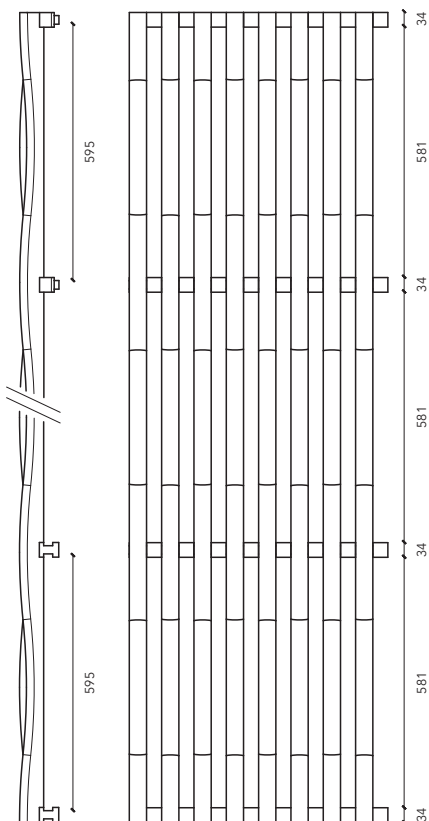


TO BE SCREWED ON



To be installed: 1, 880 mm / 1, 265 mm

To be screwed on: 2,495 mm / 1, 880 mm / 1, 265 mm



Linea 3D

Linea

Linea Jungle



For suspended ceiling:

- Panel **TO BE INSTALLED** on T24 frame
- Panel **TO BE SCREWED** onto metal or wooden frame

INSTALLATION:


In accordance with NF EN 13964
In accordance with DTU 58-1

For wall cladding:

- Panel **TO BE SCREWED** onto metal or wooden frame

INSTALLATION:

In accordance with NF EN 14915
In accordance with DTU 36-2



TECHNICAL SPECIFICATIONS

Panel dimensions	2,495 x 600 mm (screw-on only) 1,880 x 600 mm 1265 x 600 mm
Slat cross-section	40 mm (front) x 41 mm (height)
Slat spacing	35 mm
Centre distance of slats:	75 mm
Black rear counter-slats	34 x 45 mm
Total thickness	76 mm
Type of wood	Pine, oak
Area density, pine	12.5 kg/m ²
Area density, oak	14.4 kg/m ²
Openness percentage	47%

Back: rigid acoustic rockwool tiles (2.4 kg/m²), covered with black fleece finish (size: 600 x 600 mm; thickness: 20 or 22 mm).

Not supplied by Laudescher.

REACTION TO FIRE (IN ACCORDANCE WITH EN 13501-1)

Fire-retardant, Euroclass standard B-s1, d0 or B-s2, d0 depending on the type of wood and finish.

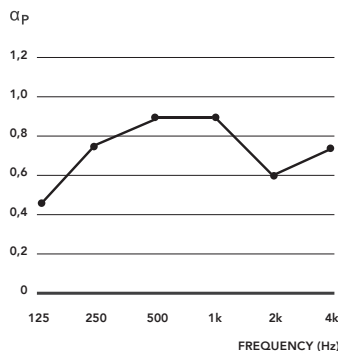
ACOUSTIC PERFORMANCE

Various items of sound absorption data (α_p , α_w , absorption class) have been calculated in accordance with standard ISO 11654 (Linea + acoustic complement).

LINEA JUNGLE CEILING

+ 20 mm rockwool on E250mm plenum

ACOUSTIC ABSORPTION RATING



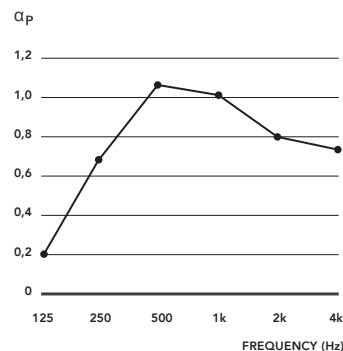
WEIGHTED INDEX:
 $\alpha_w = 0.70$

ABSORPTION CLASS:
Class C

LINEA JUNGLE WALL

+ 20 mm rockwool on E50mm plenum

ACOUSTIC ABSORPTION RATING



WEIGHTED INDEX:
 $\alpha_w = 0.85$

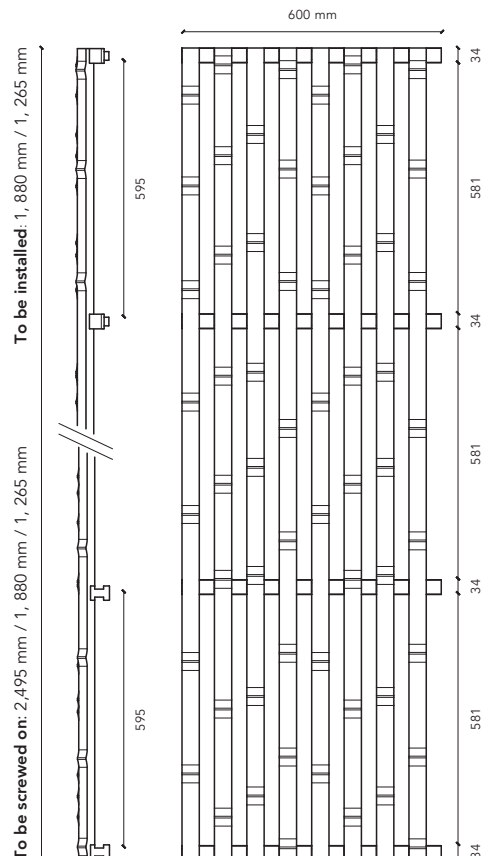
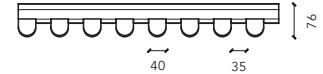
ABSORPTION CLASS:
Class B



TO BE INSTALLED



TO BE SCREWED ON



Køge North station

Product: Linea Custom, type of wood: oak, finish: varnish
Architect: COBE



Linea Custom

The art of bespoke design at the service of architecture

At Laudescher, we treat every project as a unique creation. We make it a point of honour to work closely with architects, designers, and project owners to understand their needs and aspirations. This personalised approach enables us to design solutions that are perfectly tailored to their requirements in terms of both design and technical performance.

A trusted partner from start to finish

Laudescher works closely with architectural professionals to bring their creations to life. Our teams support every project at every stage, from initial design to manufacturing, including in-depth technical studies. This collaborative approach ensures optimal adaptation to the specific constraints of each project while guaranteeing a flawless outcome.

Thanks to state-of-the-art tools and recognised expertise, Laudescher can meet the most complex demands, from organic designs to innovative geometric structures.

Laudescher offers a wide range of finishes, colours, and types of timber to enhance each project. The acoustic panels in the Linea range, for instance, can be customised to meet the most demanding aesthetic and functional requirements while complying with environmental and technical constraints.

© Xavier Dumoulin



Linea Custom

Linea

New Scotland Yard

London, UK



Allford Hall Monaghan Morris



© Nicolas Mathéus



Le Paris-Brest restaurant

Rennes

Jouin Manku




Linea Custom

Linea

**Bezons
secondary school**

Ile-de-France



Spinelli restaurant, European Parliament

Belgium



Linea Custom

Altiplan

Linea







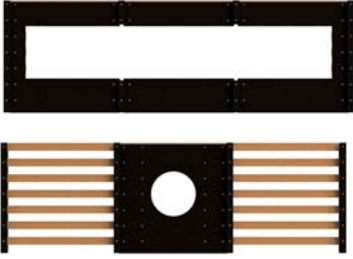


Options and parts














Options and parts

Ceiling

Additional counter-slat	<p>The additional counter-slat provides greater flexibility when cutting panels, allowing you to reconstruct and reuse panel offcuts.</p>	
Additional slat	<p>The additional slat allows you to finish the job with profiles identical to the panels, ensuring a neat finish.</p>	
Bias cutting profile	<p>The profile allows for greater flexibility when cutting panels to perfectly adapt to the project's constraints.</p>	
Edge bracket	<p>The mounting bracket allows you to recreate the edge system on the ceiling panels. Material: 316L stainless steel</p>	
Particle back plate	<p>The particle back plate allows you to make various insertions and perform random cutting, or can be used to seal the plenum while diffusing sound (reverberation).</p>	
Machining option with particle back plate	<p>Ask us!</p>	
Machining option with panel including particle back plate insertion	<p>Ask us!</p>	
Finishing option	<p>Finishing for touching up slats or counter-slats.</p>	<p>Varnish, wax colour In 1 litre</p>






Options and parts

Wall

Additional counter-slat	<p>The additional counter-slat provides greater flexibility when cutting panels, allowing you to reconstruct and reuse panel offcuts, 600 mm long.</p>	
Additional slat	<p>The additional slat allows you to finish the job with profiles identical to the panels, ensuring a neat finish.</p>	
Bias cutting profile	<p>The profile allows for greater flexibility when cutting panels to perfectly adapt to project constraints, 2,000 mm long.</p>	
Internal/external angle profile	<p>This profile allows you to manage the finish of wall corners, length 1,879 mm.</p>	
Extension finish profile	<p>This part allows you to finish returns (openings, etc.), length 1,879 mm. 20 x 68 mm</p> 	
	<p>20 x 40 mm 20 x 66 mm</p> 	
Particle back plate	<p>The particle back plate allows you to make various insertions and perform random cutting, or can be used to seal the plenum while diffusing sound (reverberation).</p>	
Machining option with particle back plate	<p>Ask us!</p>	
Machining option with panel including particle back plate insertion	<p>Ask us!</p>	
Finishing option	<p>Finishing pot for touching up slats or counter-slats.</p>	<p>Varnish, wax color In 1 litre pot</p>

Options and parts

Linea Swell

Additional slat	The additional slat allows you to finish the job with profiles identical to the panels, ensuring a neat finish. (1 slat, 3 assembly brackets + 12 screws, 3.5 x 20 mm).	
Suspension kit*	Suspension kit (2 threaded rods, 1 m, 2 lock nuts and 2 Combifix parts).	
Connection kit*	Kit of 10 connection sets (20 Combifix parts, 10 threaded rods, diameter 6 x 30 mm).	
Assembly bracket*	Kit of 10 assembly brackets + 40 screws measuring 3.5 x 20 mm.	
Particle back plate	The particle back plate allows you to make various insertions and perform random cutting, or can be used to seal the plenum while diffusing sound (reverberation).	
Finishing option	Finishing pot for touching up slats or counter-slats.	Varnish, wax colour In 1 litre pot

*Humid and/or corrosive environment: ask us.



Types of timber & finishes



**Types
of timber***

Finger-jointed pine

Silver fir

Pine

Oak



**Fire-treated
finishes**

Colourless

White

Douglas fir

Oak

White oak

Honey



**Wax color
finishes**

White

Douglas fir

Oak

White oak

Cenza

Green

Wenge

Black



Other colours available on request.

* Clear varnish can be added for sensitive environments.



Visual summary of the Linea range



Linea Essential



Linea 2.4.3



Linea 2.4.5



Linea 2.6.5



Linea 2.6.6



Linea 2.6.8



Linea 2.6.10



Linea 2.9.8



Linea 2.9.10



Linea 2.9.13



Linea 2.4.3 Lite



Linea 2.4.5 Lite



Linea 2.6.6 Lite



Linea 4.2.1



Linea 4.2.4



Linea 9.2.1



Linea 9.2.3



Linea 9.2.6



Linea 4.2.1 Lite



Linea 4.2.4 Lite

Linea Remarkable



Linea Touch



Linea 42 AL



Linea 422 AL



Linea Swell



Linea Shape 1



Linea Shape 2



Linea Shape 3


Linea 3D



Linea Edge



Linea Pix



Linea Scale



Linea Bamboo



Linea Bamboo Wave



Linea Jungle

© Laudescher – September 2025

Design and production: Agence Sens Design

Cover photos: © Alfred Cromback

This brochure is printed on paper that is FSC-certified and Cradle to Cradle Certified®.



LAUDESCHER

wood in genes

14 rue Marcel Laudescher
50500 Carentan-les-Marais
info@laudescher.com
T +33 (0)2 33 42 09 52

www.laudescher.com



LAUDESCHER

wood in genes

Made in France

